

Section	Page No.
Heating	5
Water Treatment	22
Controls	36
Consumables	42

## Plumbing + Heating Collection Spring 2023



Great  
Value

**Thermostatic Radiator Valves (TRVs)**  
Page 38



Eco  
Friendly

**Chemicals**  
Page 26



Three  
Model  
Options

**Instinct Boilers**  
Page 6



Multiple  
Sizes  
Available

**Compact Radiators**  
Page 16



Best  
Seller

**Thermostatic Mixing Valves (TMVs)**  
Page 37



**Core Drills**  
Page 43

## There's so much to celebrate

For 10 years Instinct has delivered a comprehensive quality range of bathroom, plumbing and heating products sold exclusively by a select group of leading regional merchants & showrooms across the UK.

Ever since its inception the Instinct brand ethos has always remained true to its principles.

Deliver high-build quality products

---

Products to be well designed and engineered

---

Products to be styled by leading industry designers

---

Products to incorporate cutting-edge technology where possible

---

Products must represent good value

---

Products to be supported by all necessary regulatory requirements

---

Whether you are looking for something to complement your existing or new bathroom, the Instinct product portfolio will inspire a high-quality bespoke solution for you.

**Now isn't that worth celebrating.**



## Contents

# We've got you covered

Welcome to the Instinct Pro Plumbing and Heating Collection 2023. A comprehensive quality range of plumbing and heating products designed with the Installer and Heating Engineer in mind.

### Designed for performance, quality and reliability

Our heating collection provides a selection of boilers, cylinders and peripheral components including compact radiators and towel rails available in a choice of finishes. Within our plumbing range you will find heating system chemicals, scale inhibitors, magnetic filters as well as plumbing tools and core drill sets.

At Instinct Pro we believe in quality manufacturing and pride ourselves on providing a wide range of plumbing and heating solutions designed and manufactured in the UK.

**If you are looking for a cost effective plumbing + heating solution for a range of domestic installations, our product portfolio can provide the answer for you.**

## Heating

5

## Water Treatment

22

## Controls

36

## Consumables

42

# Instinct Hot Water Cylinders

## Work hand in hand with your boiler

Combining quality, durability and efficiency, the Instinct hot water cylinder range has been designed to work in harmony with your boiler for fantastic results.

Available in sizes of up to 300 litres, Instinct's hot water cylinders can help keep your home wrapped in comfort all year long – whatever your central heating needs. We have five models in the range, all with a 2 year parts and labour warranty.

25 year vessel warranty

Less space required – no need for a water storage tank in the loft

Available in sizes up-to 300 litres

Corrugated heating coil

Manufactured from duplex stainless steel

Manufactured in the UK

Instinct's hot water cylinders work with your boiler to provide your home with the heat and warmth you need, perfect for homes that have a high demand for hot water.

**Instinct hot water cylinders – a high quality addition to your central heating system.**





























# Heating

Section	Page No.
<b>Boilers</b>	
Ideal Instinct <sup>2</sup> Combi Boiler	6
Ideal OpenTherm Wired Room Thermostat	8
Flue & Access	8
<b>Condensate Pump</b>	
Condensate Removal Pump	9
<b>Cylinders</b>	
<b>new</b> Ideal Indirect Pre Plumbed System Ready Cylinders	10
Ideal Instinct Standard Cylinders	12
Ideal Instinct Slimline Cylinders	13
Joule Instinct Standard Cylinders	14
Joule Instinct Slim Cylinders	15
<b>Radiators</b>	
Henrad Compact Radiators	16
Henrad Compact K3 Radiators	18
<b>Towel Rails</b>	
22mm Straight Towel Rails	20
22mm Curved Towel Rails	21

## Heating Features

There are many features in our Trade Instinct Heating range. Use the icons to help choose the right option for you.

					
Manufactured in the UK	Compact Fit Design	Low Fit Weight	OpenTherm Ready	Easy Read Pressure Gauge	Improved Digital Display
					
Dial + Button Design	Backlit Display	Mechanical Timer	Frost Protection	NOx Class 6	Boiler Plus Compliant
					
Wired – No Batteries	IP20 Rated	Thermal Protection	Proven Technologies	Mains Pressure Hot Water	Compression Fittings Used
					
Standard & Slimline Cylinder Models	High Corrosion Resistant Duplex Stainless Steel	Built-in 40mm Insulation	Reduced Diameter Cylinder	ErP Rating	Slim Design
					
Manufactured from Steel	Tested to Withstand 10 Bar Pressure				

## Our frequently ordered Heating products...



**Ideal Instinct<sup>2</sup> Boilers**  
Page 6



**Ideal Heating Cylinders**  
Page 12




**Henrad Compact Radiators**  
Page 16

**ideal**  
HEATING

# INSTINCT<sup>2</sup>

## 24 30 35 Combi Boilers



Compact cupboard fit



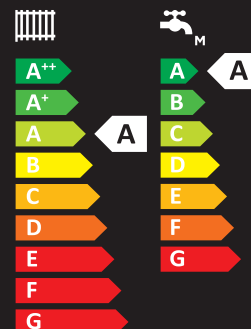
Low lift weight



OpenTherm ready



Easy to read pressure gauge



NOx class 6



Frost protection



Improved digital display

## Guarantees

**5** Years  
on Ideal Instinct<sup>2</sup> Combi Boilers

# Boilers

## Ideal Instinct<sup>2</sup> Combi Boiler

The Instinct<sup>2</sup> combination boiler is available in outputs of 24, 30 and 35 kW providing a cost effective heating solution for a range of domestic installations.

Complete with domestic hot water temperature controls including a switched preheat function, mechanical built-in timer and a digital operating status & diagnostic display, the Instinct<sup>2</sup> provides reliable control of the homes heating and hot water performance.

Finish – White

Dimensions – 700(h) x 395(w) x 285(d) mm

Installation – Quick and easy to install

Compact Design – Compact cupboard fit

Maintenance – Easy access to all components

Parts – Tried and tested technology (inc. Grundfos pump)

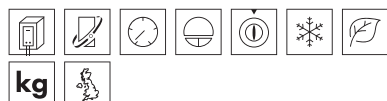
Flue – Fast Fix flue turret connections

Compatibility – Ideal OpenTherm wired room thermostat available for Boiler Plus compliance

Valve – Pump/diverter valve exercise & anti-cycling functions

Preheat Function – Fast hot water response through DHW preheat

Servicing – Fully supported by Ideal Service Division



Three  
Model  
Options



Ideal  
Instinct<sup>2</sup>  
35 Combi  
Boiler

Boiler Plus  
Compliant

<b>220481</b>	Ideal Instinct <sup>2</sup> 24 Combi Boiler
<b>220482</b>	Ideal Instinct <sup>2</sup> 30 Combi Boiler
<b>220483</b>	Ideal Instinct <sup>2</sup> 35 Combi Boiler

Specification	Instinct <sup>2</sup> 24	Instinct <sup>2</sup> 30	Instinct <sup>2</sup> 35
Weight (packaged) (kg)	33.7	33.7	33.8
Max installation weight (kg)	29.9	29.9	30.0
CH output (kW) min/max mean 70°C	4.8 – 24.2	6.1 – 24.2	7.1 – 24.2
CH output (kW) min/max mean 40°C	5.1 – 25.6	6.4 – 25.6	7.5 – 25.6
DHW output (kW) max	24.2	30.3	35.3
DHW flow rate l/min. 35°C rise	9.9	12.4	14.5
SEDBUK rating (2005) %	91.0	91.1	91.0
SEDBUK rating (2009/2012) %	89.0	89.0	88.9
NOx classification	Class 6	Class 6	Class 6
Water heating efficiency class	A	A	A
Max horizontal flue (m)	9	8	6
Max vertical flue (m)	7.5	7.5	7.5
Seasonal space heating efficiency class	A	A	A
Seasonal space heating energy efficiency (η <sub>s</sub> ) %	94	94	94
Sound power level, indoors (LWA dB)	46	46	41



# Boilers

## Guarantees

**2** Years  
on Ideal Thermostat

### Ideal OpenTherm Wired Room Thermostat

Specifically designed to work with the Instinct<sup>2</sup> by providing temperature control and Boiler Plus compliance in one simple device.

#### Boiler Plus

Boiler Plus is a set of standards implemented in England in April 2018. The boiler should have an ErP efficiency of at least 92%, and time and temperature controls should be installed. For replacement combi boilers an additional energy efficiency measure is needed, such as enhanced load compensation.

The Instinct<sup>2</sup> boiler is over 92% efficiency and has built in time control with the mechanical timer. The Ideal OpenTherm Wired Room Thermostat provides temperature control and Enhanced Load Compensation. The perfect combination to comply with Boiler Plus.

Finish – White

Dimensions – 96(h) x 95(w) x 35(d) mm

Installation – Easy Install

Styling – Slim, modern design with simple dial and button design

Display – Backlit colour screen with large text and icons

Functionality – Easy temperature control

Compatibility – Compliments the mechanical timer

Accreditation – Boiler Plus compliant

Power Source – Wired power (no batteries) using the OpenTherm connection

Fixing – Trim plate included




**221527** Ideal OpenTherm Wired Room Thermostat

#### Specification

Unit weight	0.096kg
Power source	OpenTherm (low voltage)
Communication protocol	OpenTherm
Install location	Wall mounted
Voltage	18 – 21V dc
Wire type	0.5-1.0mm diameter, multi-strand should be tinned
Boiler compatibility	Instinct <sup>2</sup>
ERP Class	V
WEEE	9

Simple dial and button design

Backlit colour screen with large text and icons



Compliments the mechanical timer



Boiler plus compliant



Wired power no batteries



## Flue & Access

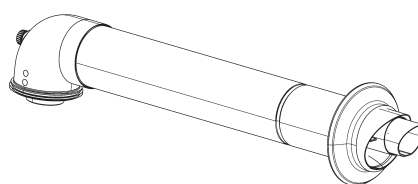


### Instinct<sup>2</sup> Weather Compensation Kit

Finish – White

Dimensions – 100(h) x 60(w) x 20(d) mm

**216119**

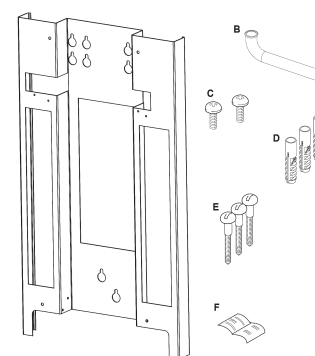


### Horizontal Flue Terminal for Instinct<sup>2</sup> Combi

Finish – ?????

Dimensions – 135(h) x 116(w) x 852(l) mm

**208173**



### Instinct<sup>2</sup> Stand Off Kit

Finish – ?????

Dimensions – 700(h) x 395(w) x 50(d) mm

**207668**



## Guarantees

**2** Years  
on Condensate Pump

# Condensate Pump

## Condensate Removal Pump

One-piece centrifugal pump with tank.

Centrifugal pump for heavy and contaminated condensates. Suitable for gas condensing boilers producing acid (pH > 2.5) and hot condensates (55°C max, 80°C short peaks 10 minutes). Normally closed alarm contact that automatically cuts off the air conditioning system compressor or a solenoid valve.

Finish – White

Dimensions – 129(h) x 146(w) x 287(l) mm

Installation – 4 fixing slot holes that allow the pump to be attached either on a wall or hanging from a ceiling (on M8 or smaller screw thread size)

No. of Inlets – 4 inlets Ø30mm

Accessibility – Quarter turn easily removable check valve, for PVC tubing 10 mm (3/8") or 6 mm (1/4")

Sound (in application at 1m) – Low level, quiet operation ≤ 45 dBA

Maintenance – Easily removable tank and reversible pump

Float – Oil and acid resistant

Stability – Reinforced mechanical structure improving shocks resistance

Pump – High discharge head

Flow Rate – High flow rate for shorter running time

Thermal Protection – 120°C (auto reset)

Max discharge head – 5.4m (65 l/h)



SI83CE05IN23

Condensate Removal Pump

### Kit Contents

Integrated tank pump of 2.0 Litres

Integrated barb end check valve, Ø ext. 10mm

Power cable – 2.0m European plug (L,N,G)

Alarm wires – 1.0m

PVC Tubing – 6m long, 10 mm diameter

ACC02040 Ø 1"–1¼" – 1½" (24-32-40m) adapter

2 screws + plug

Power cable – 1.8m



INSTINCT® | PRO

# Coming Soon

Stay up-to-date with all the latest news and product releases from Instinct Pro. Please like and subscribe to @instinctproducts on our selected social channels.





**new**

# Indirect Pre Plumbed System Ready Cylinders

120 150 170 200 250 + 300

25

Year Guarantee†



Next day delivery available

Proven technologies and  
quality manufacturing at a  
competitive priceHigh corrosion resistant  
duplex stainless steel

Mains pressure hot water



Manufactured in the UK



High quality fittings

Straight pipework for  
easy installation

B ErP rating up to 170L model

## †Guarantees

**25** Years  
on Vessel

**2** Years  
on Parts

# Cylinders

## What are we doing?

We are pleased to announce the launch of the new Instinct Pre Plumbed System Ready range for cylinders. Available in sizes 120, 150, 170, 200, 250 + 300 Litres.

## Why are we doing this?

Competitors have developed pre-plumbed ranges that can compete in the lower end of the market therefore a System Ready cylinder based on the ES under Instinct brand to compete in this market was developed with a pipework layout to differentiate it from the current PRO PPSR.

## Features + Benefits

Designed exclusively, maintaining the aesthetics and architecture of the current Instinct indirect range of cylinders

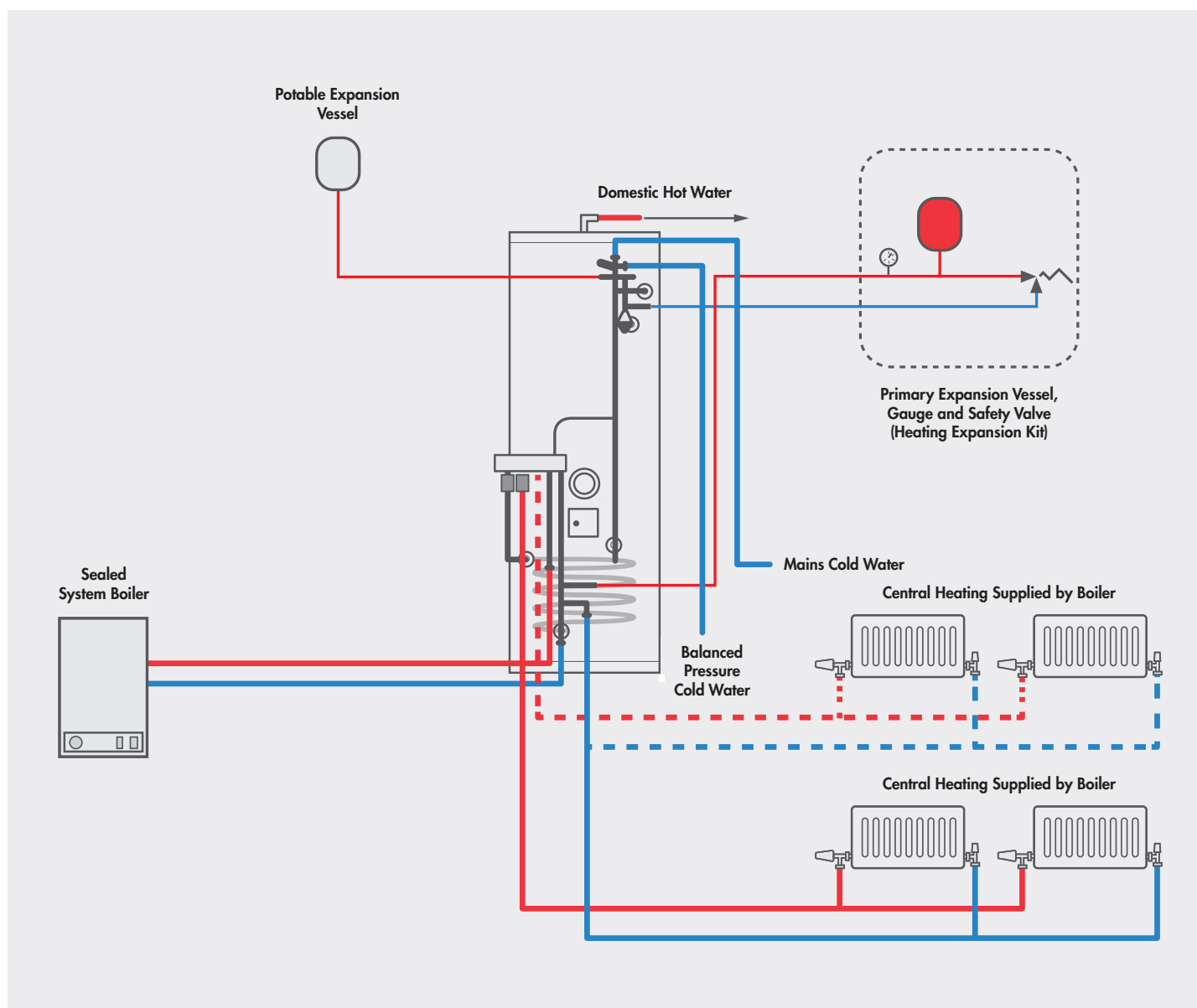
New pipe layout to suit smaller diameter cylinder to enable continuity of branding compared to PRO with wider diameter

Designed with standard plumbing parts for improved ease of installation, and installer familiarity, ensures easy on site installation

Specific designed System Ready for retrofit installations

Straight pipework to assist with insulating and simplicity

Consistent quality fittings with press fittings



Indirect Pre Plumbed System Ready						
	ErP Rating	Heat Loss	Heat Loss	Capacity	Height	Diameter
IDEINSIN120PPSR	B	43 Watts	1.03 kWh/24h	118 Litres	832mm	530mm
IDEINSIN150PPSR	B	52 Watts	1.24 kWh/24h	149 Litres	1012mm	530mm
IDEINSIN170PPSR	B	57 Watts	1.37 kWh/24h	169 Litres	1131mm	530mm
IDEINSIN200PPSR	C	65 Watts	1.56 kWh/24h	198 Litres	1305mm	530mm
IDEINSIN250PPSR	C	79 Watts	1.89 kWh/24h	248 Litres	1603mm	530mm
IDEINSIN300PPSR	C	92 Watts	2.20 kWh/24h	295 Litres	1895mm	530mm

# Cylinders

**Guarantees**
**25** Years on Vessel

**2** Years on Parts

**Ideal Instinct Standard Cylinders**

Finish – Grey

Dimensions – See below

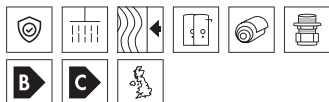
Weight – See below

Material – Highly corrosion resistant duplex stainless steel

Fittings – Compression fittings included as standard

Heating Element – Corrugated heating coil


Capacity – Available in sizes up to 300 Litres


**Standard Direct Cylinders**

<b>IDEINSDR120</b>	Ideal Instinct Direct 120 Litre Unvented Cylinder
<b>IDEINSDR150</b>	Ideal Instinct Direct 150 Litre Unvented Cylinder
<b>IDEINSDR170</b>	Ideal Instinct Direct 170 Litre Unvented Cylinder
<b>IDEINSDR200</b>	Ideal Instinct Direct 200 Litre Unvented Cylinder
<b>IDEINSDR250</b>	Ideal Instinct Direct 250 Litre Unvented Cylinder
<b>IDEINSDR300</b>	Ideal Instinct Direct 300 Litre Unvented Cylinder

**Standard Indirect Cylinders**

<b>IDEINSIN120</b>	Ideal Instinct Indirect 120 Litre Unvented Cylinder
<b>IDEINSIN150</b>	Ideal Instinct Indirect 150 Litre Unvented Cylinder
<b>IDEINSIN170</b>	Ideal Instinct Indirect 170 Litre Unvented Cylinder
<b>IDEINSIN200</b>	Ideal Instinct Indirect 200 Litre Unvented Cylinder
<b>IDEINSIN250</b>	Ideal Instinct Indirect 250 Litre Unvented Cylinder
<b>IDEINSIN300</b>	Ideal Instinct Indirect 300 Litre Unvented Cylinder


**Standard Direct Cylinders**

	ErP Rating	Heat Loss	Heat Loss	Capacity	Height	Diameter	Weight
<b>IDEINSDR120</b>	C	43 Watts	1.03 kWh/24h	118 Litres	832mm	530mm	19kg
<b>IDEINSDR150</b>	C	52 Watts	1.24 kWh/24h	149 Litres	1012mm	530mm	22kg
<b>IDEINSDR170</b>	C	57 Watts	1.37 kWh/24h	169 Litres	1131mm	530mm	24.3kg
<b>IDEINSDR200</b>	C	65 Watts	1.56 kWh/24h	198 Litres	1305mm	530mm	27kg
<b>IDEINSDR250</b>	C	79 Watts	1.89 kWh/24h	248 Litres	1603mm	530mm	33.3kg

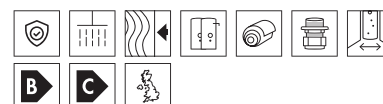
**Standard Indirect Cylinders**

	ErP Rating	Heat Loss	Heat Loss	Capacity	Height	Diameter	Weight
<b>IDEINSIN120</b>	B	43 Watts	1.03 kWh/24h	118 Litres	832mm	530mm	19.5kg
<b>IDEINSIN150</b>	B	52 Watts	1.24 kWh/24h	149 Litres	1012mm	530mm	23.3kg
<b>IDEINSIN170</b>	B	57 Watts	1.37 kWh/24h	169 Litres	1131mm	530mm	26kg
<b>IDEINSIN200</b>	C	65 Watts	1.56 kWh/24h	198 Litres	1305mm	530mm	28.5kg
<b>IDEINSIN250</b>	C	79 Watts	1.89 kWh/24h	248 Litres	1603mm	530mm	35kg
<b>IDEINSIN300</b>	C	92 Watts	2.20 kWh/24h	295 Litres	1895mm	530mm	41kg

# Cylinders



Capacity – Available in sizes up to 300 Litres



<b>IDEINSDR120SL</b>	Ideal Instinct Direct 120 Litre Slimline Unvented Cylinder
<b>IDEINSDR150SL</b>	Ideal Instinct Direct 150 Litre Slimline Unvented Cylinder
<b>IDEINSDR180SL</b>	Ideal Instinct Direct 180 Litre Slimline Unvented Cylinder
<b>IDEINSDR210SL</b>	Ideal Instinct Direct 210 Litre Slimline Unvented Cylinder

<b>IDEINSIN120SL</b>	Ideal Instinct Indirect 120 Litre Slimline Unvented Cylinder
<b>IDEINSIN150SL</b>	Ideal Instinct Indirect 150 Litre Slimline Unvented Cylinder
<b>IDEINSIN180SL</b>	Ideal Instinct Indirect 180 Litre Slimline Unvented Cylinder
<b>IDEINSIN210SL</b>	Ideal Instinct Indirect 210 Litre Slimline Unvented Cylinder

	ErP Rating	Heat Loss	Heat Loss	Capacity	Height	Diameter	Weight
<b>IDEINSDR120SL</b>	C	47 Watts	1.13 kWh/24h	120 Litres	1248mm	475mm	23.2kg
<b>IDEINSDR150SL</b>	C	56 Watts	1.37 kWh/24h	149 Litres	1519mm	475mm	27kg
<b>IDEINSDR180SL</b>	C	67 Watts	1.61 kWh/24h	181 Litres	1791mm	475mm	31kg
<b>IDEINSDR210SL</b>	C	74 Watts	1.77 kWh/24h	197 Litres	1963mm	475mm	34.4kg

	ErP Rating	Heat Loss	Heat Loss	Capacity	Height	Diameter	Weight
IDEINS120SL	B	47 Watts	1.13 kWh/24h	120 Litres	1248mm	475mm	24kg
IDEINS150SL	B	56 Watts	1.37 kWh/24h	149 Litres	1519mm	475mm	28kg
IDEINS180SL	C	67 Watts	1.61 kWh/24h	181 Litres	1791mm	475mm	32kg
IDEINS210SL	C	74 Watts	1.77 kWh/24h	197 Litres	1963mm	475mm	34.8kg

# Cylinders

**Guarantees**
**25** Years  
on Vessel

**2** Years  
on Parts

**Joule Instinct Standard Cylinders**

Finish – White / Grey

Material – Highly corrosion resistant duplex stainless steel

Construction – Butt welded process used throughout,

robotically welded, branded quality components

Fittings – Compression fittings included as standard

Heating Element – 3kW Incoloy immersion

Installation – Pre plugged secondary tapping for ease of

installation, all connections clearly labelled

Capacity – Available in sizes up to 300 Litres

Weight + Dimensions – See below

**Indirect Models (As above plus)**

 Construction – Smooth tube coil construction for durability  
and performance

Heating Element – Single high recovery coil

Installation – Bevelled stat pocket for better fitting


**Standard Direct Cylinders**

<b>INST-DIR-011</b>	Joule Instinct Direct 120 Litre Standard Cylinder
<b>INST-DIR-012</b>	Joule Instinct Direct 150 Litre Standard Cylinder
<b>INST-DIR-013</b>	Joule Instinct Direct 180 Litre Standard Cylinder
<b>INST-DIR-014</b>	Joule Instinct Direct 210 Litre Standard Cylinder
<b>INST-DIR-015</b>	Joule Instinct Direct 250 Litre Standard Cylinder
<b>INST-DIR-016</b>	Joule Instinct Direct 300 Litre Standard Cylinder

**Standard Indirect Cylinders**

<b>INST-IND-001</b>	Joule Instinct Indirect 120 Litre Standard Cylinder
<b>INST-IND-002</b>	Joule Instinct Indirect 150 Litre Standard Cylinder
<b>INST-IND-003</b>	Joule Instinct Indirect 180 Litre Standard Cylinder
<b>INST-IND-004</b>	Joule Instinct Indirect 210 Litre Standard Cylinder
<b>INST-IND-005</b>	Joule Instinct Indirect 250 Litre Standard Cylinder
<b>INST-IND-006</b>	Joule Instinct Indirect 300 Litre Standard Cylinder


**Standard Direct Cylinders**

	ErP Rating	Energy Efficiency	Standing Loss	Capacity	Height	Diameter	Weight	ErP Usage
<b>INST-DIR-011</b>	C	39 nwh%	1.11 kWh/24h	120 Litres	920mm	545mm	26kg	6.955 kWh/day
<b>INST-DIR-012</b>	C	37 nwh%	1.26 kWh/24h	150 Litres	1100mm	545mm	33kg	12.915 kWh/day
<b>INST-DIR-013</b>	C	37 nwh%	1.40 kWh/24h	170 Litres	1300mm	545mm	38kg	13.055 kWh/day
<b>INST-DIR-014</b>	C	37 nwh%	1.48 kWh/24h	210 Litres	1480mm	545mm	41kg	13.195 kWh/day
<b>INST-DIR-015</b>	C	38 nwh%	1.76 kWh/24h	250 Litres	1730mm	545mm	46kg	20.830 kWh/day
<b>INST-DIR-016</b>	C	38 nwh%	2.03 kWh/24h	300 Litres	1950mm	545mm	55kg	21.100 kWh/day

**Standard Indirect Cylinders**

	ErP Rating	Reheat Indirect	Standing Loss	Capacity	Height	Diameter	Weight	ErP Usage
<b>INST-IND-001</b>	B	19.05 Min	1.11 kWh/24h	117 Litres	920mm	545mm	30kg	–
<b>INST-IND-002</b>	B	23.71 Min	1.26 kWh/24h	147 Litres	1100mm	545mm	38kg	–
<b>INST-IND-003</b>	B	29.20 Min	1.40 kWh/24h	176 Litres	1300mm	545mm	42kg	–
<b>INST-IND-004</b>	B	32.5 Min	1.48 kWh/24h	206 Litres	1480mm	545mm	45kg	–
<b>INST-IND-005</b>	C	38.83 Min	1.76 kWh/24h	246 Litres	1730mm	545mm	51kg	–
<b>INST-IND-006</b>	C	43.80 Min	2.03 kWh/24h	296 Litres	1950mm	545mm	60kg	–



# Cylinders



## Joule Instinct Slim Cylinders

Finish – White / Grey

Material – Highly corrosion resistant duplex stainless steel  
Construction – Butt welded process used throughout, robotically welded, branded quality components

Fittings – Compression fittings included as standard

Heating Element – 3kW Incoloy immersion

Installation – Pre plugged secondary tapping for ease of installation, all connections clearly labelled, Bevelled stat pocket for better fitting

Capacity – Available in sizes up to 300 Litres

Weight + Dimensions – See below

### Indirect Slim Models (As above plus)

Construction – Smooth tube coil construction for durability and performance

Heating Element – Single high recovery coil

Installation – Bevelled stat pocket for better fitting



### Slim Direct Cylinders

<b>INST-DIRS-017</b>	Joule Instinct Direct 120 Litre Slim Cylinder
<b>INST-DIRS-018</b>	Joule Instinct Direct 150 Litre Slim Cylinder
<b>INST-DIRS-019</b>	Joule Instinct Direct 180 Litre Slim Cylinder
<b>INST-DIRS-020</b>	Joule Instinct Direct 210 Litre Slim Cylinder

### Slim Indirect Cylinders

<b>INST-INDS-007</b>	Joule Instinct Indirect 120 Litre Slim Cylinder
<b>INST-INDS-008</b>	Joule Instinct Indirect 150 Litre Slim Cylinder
<b>INST-INDS-009</b>	Joule Instinct Indirect 180 Litre Slim Cylinder
<b>INST-INDS-010</b>	Joule Instinct Indirect 210 Litre Slim Cylinder

### Slim Direct Cylinders

	ErP Rating	Energy Efficiency	Standing Loss	Capacity	Height	Diameter	Weight	ErP Usage
<b>INST-DIRS-017</b>	C	36 nwh%	1.24 kWh/24h	109 Litres	1205mm	475mm	30kg	7.085 kWh/day
<b>INST-DIRS-018</b>	C	36 nwh%	1.44 kWh/24h	140 Litres	1470mm	475mm	38kg	7.570 kWh/day
<b>INST-DIRS-019</b>	C	37 nwh%	1.53 kWh/24h	169 Litres	1731mm	475mm	42kg	7.375 kWh/day
<b>INST-DIRS-020</b>	C	37 nwh%	1.62 kWh/24h	197 Litres	1940mm	475mm	42kg	13.970 kWh/day

### Slim Indirect Cylinders

	ErP Rating	Reheat Indirect	Standing Loss	Capacity	Height	Diameter	Weight	ErP Usage
<b>INST-INDS-007</b>	B	19.05 Min	1.24 kWh/24h	109 Litres	1205mm	475mm	30kg	–
<b>INST-INDS-008</b>	C	23.71 Min	1.44 kWh/24h	140 Litres	1470mm	475mm	38kg	–
<b>INST-INDS-009</b>	C	29.02 Min	1.53 kWh/24h	169 Litres	1731mm	475mm	42kg	–
<b>INST-INDS-010</b>	C	32.05 Min	1.62 kWh/24h	197 Litres	1940mm	475mm	42kg	–

# Radiators

## Guarantees

**10** Years  
on Compact Radiators

### Henrad Compact Radiators

With a slim profile and smooth, white finish, Compact radiators will blend into any room in the house, to provide guaranteed heating performance. Henrad Compact Range has been independently tested to ensure these radiators perform to a maximum working pressure of 10 Bar.

Finish – White, two coat paint process, each Henrad radiator is subjected to a multi-stage cleaning and paint process. The final powder coat is Traffic white (RAL 9016) which is stoved and cooled to give a perfect finish

Dimensions – See page opposite

Installation – Henrad Compact has 4 x ½" BSP connections as standard, system should be properly flushed and fitted in accordance with the British Code of Practice for the Treatment of Water in Domestic Hot Water Central Heating Systems

Safety – Tested to withstand 10.0 Bar

**SLIM** **STEEL** **Tested 10 Bar**

Single Convactor Type 11

Single Convactor Type 21

Double Convactor Type 22





# Radiators

Compact Radiators		Single Convector Type 11			Single Convector Type 21			Double Convector Type 22		
Height	Length	Henrad Code	Heat Emissions		Henrad Code	Heat Emissions		Henrad Code	Heat Emissions	
			Watts	Btu/hr		Watts	Btu/hr		Watts	Btu/hr
300	500	<b>2031105</b>	255	868	<b>2032105</b>	373	1271	<b>2032205</b>	491	1675
	1000	<b>2031110</b>	509	1737	<b>2032110</b>	745	2542	<b>2032210</b>	982	3351
	1500	<b>2031115</b>	764	2605	<b>2032115</b>	1118	3813	<b>2032215</b>	1473	5026
	1600	–	–	–	–	–	–	<b>2032216</b>	1571	5362
	2000	<b>2031120</b>	1018	3473	<b>2032120</b>	1490	5084	<b>2032220</b>	1964	6701
450	400	<b>2011104</b>	302	1032	<b>2012104</b>	422	1140	<b>2012204</b>	548	1871
	500	<b>2011105</b>	378	1290	<b>2012105</b>	528	1800	<b>2012205</b>	686	2339
	600	<b>2011106</b>	454	1548	<b>2012106</b>	633	2160	<b>2012206</b>	823	2807
	700	<b>2011107</b>	529	1806	<b>2012107</b>	739	2520	<b>2012207</b>	960	3274
	800	<b>2011108</b>	605	2064	<b>2012108</b>	844	2880	<b>2012208</b>	1097	3742
	900	<b>2011109</b>	680	2322	<b>2012109</b>	950	3240	<b>2012209</b>	1234	4210
	1000	<b>2011110</b>	756	2579	<b>2012110</b>	1055	3600	<b>2012210</b>	1371	4678
	1100	<b>2011111</b>	832	2837	<b>2012111</b>	1161	3960	<b>2012211</b>	1508	5146
	1200	<b>2011112</b>	907	3095	<b>2012112</b>	1266	4320	<b>2012212</b>	1645	5613
	1400	<b>2011114</b>	1058	3611	<b>2012114</b>	1477	5040	<b>2012214</b>	1919	6549
	1600	<b>2011116</b>	1210	4127	<b>2012116</b>	1688	5759	<b>2012216</b>	2194	7485
	1800	<b>2011118</b>	1361	4643	<b>2012118</b>	1899	6479	<b>2012218</b>	2468	8420
	2000	<b>2011120</b>	1512	5159	<b>2012120</b>	2110	7199	<b>2012220</b>	2742	9356
	2200	<b>2011122</b>	1663	5675	–	–	–	<b>2012222</b>	3016	10291
	2400	<b>2011124</b>	1814	6191	–	–	–	<b>2012224</b>	3290	11227
	300	<b>2061103</b>	294	1003	–	–	–	–	–	–
600	400	<b>2061104</b>	392	1338	<b>2062104</b>	538	1836	<b>2062204</b>	693	2364
	500	<b>2061105</b>	490	1672	<b>2062105</b>	673	2295	<b>2062205</b>	866	2955
	600	<b>2061106</b>	588	2006	<b>2062106</b>	807	2753	<b>2062206</b>	1039	3546
	700	<b>2061107</b>	686	2341	<b>2062107</b>	942	3212	<b>2062207</b>	1212	4137
	800	<b>2061108</b>	784	2675	<b>2062108</b>	1076	3671	<b>2062208</b>	1386	4728
	900	<b>2061109</b>	882	3009	<b>2062109</b>	1211	4130	<b>2062209</b>	1559	5319
	1000	<b>2061110</b>	980	3344	<b>2062110</b>	1345	4589	<b>2062210</b>	1732	5910
	1100	<b>2061111</b>	1078	3678	<b>2062111</b>	1480	5048	<b>2062211</b>	1905	6501
	1200	<b>2061112</b>	1176	4013	<b>2062112</b>	1614	5507	<b>2062212</b>	2078	7092
	1400	<b>2061114</b>	1372	4681	<b>2062114</b>	1883	6425	<b>2062214</b>	2425	8273
	1600	<b>2061116</b>	1568	5350	<b>2062116</b>	2152	7343	<b>2062216</b>	2771	9455
	1800	<b>2061118</b>	1764	6019	<b>2062118</b>	2421	8260	<b>2062218</b>	3118	10637
	2000	<b>2061120</b>	1960	6688	<b>2062120</b>	2690	9178	<b>2062220</b>	3464	11819
	2200	<b>2061122</b>	2156	7356	–	–	–	<b>2062222</b>	3810	13001
	2400	<b>2061124</b>	2352	8025	–	–	–	<b>2062224</b>	4157	14183
700	400	<b>2071104</b>	447	1527	<b>2072104</b>	612	2088	<b>2072204</b>	784	2676
	500	<b>2071105</b>	559	1906	<b>2072105</b>	765	2610	<b>2072205</b>	981	3345
	600	<b>2071106</b>	670	2287	<b>2072106</b>	918	3132	<b>2072206</b>	1177	4015
	700	<b>2071107</b>	782	2668	<b>2072107</b>	1071	3654	<b>2072207</b>	1373	4684
	800	<b>2071108</b>	894	3049	<b>2072108</b>	1224	4176	<b>2072208</b>	1569	5353
	900	<b>2071109</b>	1005	3430	<b>2072109</b>	1377	4698	<b>2072209</b>	1765	6022
	1000	<b>2071110</b>	1117	3811	<b>2072110</b>	1530	5220	<b>2072210</b>	1961	6691
	1100	<b>2071111</b>	1229	4192	<b>2072111</b>	1683	5742	<b>2072211</b>	2157	7360
	1200	<b>2071112</b>	1340	4573	<b>2072112</b>	1836	6264	<b>2072212</b>	2353	8029
	1400	<b>2071114</b>	1564	5336	<b>2072114</b>	2142	7309	<b>2072214</b>	2745	9367
	1600	<b>2071116</b>	1787	6098	<b>2072116</b>	2448	8353	<b>2072216</b>	3138	10705
	1800	<b>2071118</b>	2011	6860	<b>2072118</b>	2754	9397	<b>2072218</b>	3530	12044
	2000	<b>2071120</b>	2234	7622	<b>2072120</b>	3060	10441	<b>2072220</b>	3922	13382

Btu/hr @ Δt50°C

# Radiators

## Guarantees

**10** Years  
on Compact K3 Radiators

### Henrad Compact K3 Radiators

The Compact K3 is the ideal choice for low energy systems, providing outstanding heat output from a smaller footprint. Henrad Compact K3 has been independently tested to ensure these radiators perform to a maximum working pressure of 10.0 Bar.

Finish – Traffic white (RAL9016)

Dimensions – See below

Installation – Henrad Compact K3 has 4 x ½" BSP connections as standard

Safety – Tested to withstand 10.0 Bar

**STEEL** Tested 10 Bar

#### Compact K3 Radiators

		Heat Emissions		
Height	Length	Henrad Code	Watts	Btu/hr
<b>300</b>	1000	<b>2033310</b>	1349	4603
	2000	<b>2033320</b>	2698	9206
	600	<b>2053306</b>	1234	4210
	700	<b>2053307</b>	1439	4910
	800	<b>2053308</b>	1645	5613
<b>500</b>	900	<b>2053309</b>	1850	6312
	1000	<b>2053310</b>	2056	7015
	1100	<b>2053311</b>	2262	7718
	1200	<b>2053312</b>	2467	8417
	1400	<b>2053314</b>	2878	9820
	1600	<b>2053316</b>	3290	11225
	1800	<b>2053318</b>	3701	12628
	2000	<b>2053320</b>	4112	14030
	2400	<b>2053324</b>	4934	16835
	400	<b>2063304</b>	956	3262
<b>600</b>	500	<b>2063305</b>	1195	4077
	600	<b>2063306</b>	1433	4889
	700	<b>2063307</b>	1672	5705
	800	<b>2063308</b>	1911	6520
	900	<b>2063309</b>	2150	7336
	1000	<b>2063310</b>	2389	8151
	1100	<b>2063311</b>	2628	8967
	1200	<b>2063312</b>	2867	9782
	1400	<b>2063314</b>	3345	11413
	1600	<b>2063316</b>	3822	13041
<b>700</b>	1800	<b>2063318</b>	4300	14672
	2000	<b>2063320</b>	4778	16303
	2400	<b>2063324</b>	5734	19564
	500	<b>2073305</b>	1356	4627
	600	<b>2073306</b>	1627	5551
	700	<b>2073307</b>	1898	6476
	800	<b>2073308</b>	2170	7404
	900	<b>2073309</b>	2441	8329
	1000	<b>2073310</b>	2712	9253
	1100	<b>2073311</b>	2983	10178
	1200	<b>2073312</b>	3254	11103
	1400	<b>2073314</b>	3797	12955
	1600	<b>2073316</b>	4339	14805
	1800	<b>2073318</b>	4882	16657
	2000	<b>2073320</b>	5424	18507

Btu/hr @ Δt50°C







Triple  
Convector  
Type 33  
Radiator



# 22mm Towel Rails

Guarantees

**15** Years  
on Towel Rails

## Straight Towel Rails



### Chrome Finish

Material – Mild Steel

All heat outputs are shown at 50°C Δt in compliance with BSEN442

	Height	Width	Depth	Watts	Btu/hr	Electric Element
PHGKT060-40CP	600	400	83-105	160	545	100
PHGKT060-50CP	600	500	83-105	191	651	125
PHGKT060-60CP	600	600	83-105	222	756	125
PHGKT080-30CP	800	300	83-105	168	572	100
PHGKT080-40CP	800	400	83-105	207	706	100
PHGKT080-50CP	800	500	83-105	246	841	125
PHGKT080-60CP	800	600	83-105	286	975	150
PHGKT080-75CP	800	750	83-105	345	1177	200
PHGKT100-30CP	1000	300	83-105	200	683	150
PHGKT100-40CP	1000	400	83-105	245	837	150
PHGKT100-50CP	1000	500	83-105	290	990	200
PHGKT100-60CP	1000	600	83-105	335	1144	200
PHGKT120-30CP	1200	300	83-105	245	837	200
PHGKT120-40CP	1200	400	83-105	302	1029	200
PHGKT120-50CP	1200	500	83-105	358	1221	200
PHGKT120-60CP	1200	600	83-105	414	1413	300
PHGKT120-75CP	1200	750	83-105	498	1701	300
PHGKT140-50CP	1400	500	83-105	413	1411	300
PHGKT140-60CP	1400	600	83-105	478	1632	300
PHGKT160-40CP	1600	400	83-105	396	1351	300
PHGKT160-50CP	1600	500	83-105	469	1601	300
PHGKT160-60CP	1600	600	83-105	542	1850	400
PHGKT180-40CP	1800	400	83-105	461	1574	400
PHGKT180-50CP	1800	500	83-105	549	1872	400
PHGKT180-60CP	1800	600	83-105	636	2169	400
PHGKT180-75CP	1800	750	83-105	766	2615	400



### Matt Black Finish

Material – Mild Steel

All heat outputs are shown at 50°C Δt in compliance with BSEN442

	Height	Width	Depth	Watts	Btu/hr	Electric Element
PHGKT080-50ZMB	800	500	83-105	357	1218	125
PHGKT080-60ZMB	800	600	83-105	414	1413	150
PHGKT120-50ZMB	1200	500	83-105	519	1771	200
PHGKT120-60ZMB	1200	600	83-105	600	2047	300
PHGKT160-50ZMB	1600	500	83-105	680	2320	300
PHGKT160-60ZMB	1600	600	83-105	789	2692	400

# 22mm Towel Rails

## Curved Towel Rails



1200 x  
600mm  
Chrome

Great  
Value

### Chrome Finish

Material – Mild Steel

All heat outputs are shown at 50°C Δt in compliance with BSEN442

	Height	Width	Depth	Watts	Btu/hr	Electric Element
PHGKT080-50CPCV	800	500	89-119	246	841	125
PHGKT080-60CPCV	800	600	95-125	286	975	150
PHGKT100-50CPCV	1000	500	89-119	290	990	200
PHGKT100-60CPCV	1000	600	95-125	335	1144	200
PHGKT120-50CPCV	1200	500	89-119	358	1221	200
PHGKT120-60CPCV	1200	600	95-125	414	1413	300

	Height	Width	Depth	Watts	Btu/hr	Electric Element
PHGKT140-50CPCV	1400	500	89-119	413	1411	300
PHGKT140-60CPCV	1400	600	95-125	478	1632	300
PHGKT160-50CPCV	1600	500	89-119	469	1601	300
PHGKT160-60CPCV	1600	600	95-125	542	1850	400
PHGKT180-50CPCV	1800	500	89-119	549	1872	400
PHGKT180-60CPCV	1800	600	95-125	636	2169	400



# Water Treatment

Section	Page No.
<b>Scale Inhibitors</b>	
Magnetic Scale Inhibitor	23
Electrolytic Scale Inhibitor	23
Trade Magnetic Scale Inhibitor	23
<b>Chemicals</b>	
Heating System Chemicals	26
Cleaning Chemicals	28
Soldering Paste	28
Water Testing Strips + Kits	28
Scalemaster i-Test	30

<b>Magnetic Filters</b>	
22mm + 28mm Magnetic Filter (Isolation Valves)	32
22mm + 28mm Trade Tec Magnetic Filter (Isolation Valves)	32
22mm IntaKlean Nano Magnetic System Filter	33
3/4" IntaKlean Nano Magnetic System Filter	33
22mm Fernox TF1 Sigma UB Filter	34

## Our frequently ordered Water Treatment products...



**Corrosion Inhibitor**  
Page 26



**System Cleaner**  
Page 26

### Water Treatment Features

There are many features in our Trade Instinct Water Treatment range. Use the icons to help choose the right option for you.

Manufactured in the UK	Manufactured Using Proven Technologies	Easy to Install and Maintain	Cost Saving Product	Dosing Amount – Up to 10 Litres
Dosing Amount – Up to 10 Radiators	Prevents Limescale + Corrosion	Dissolves Limescale	Removes Debris Suspended in Water	Seals Leaks + Weeping Joints
Improves Heat Transfer	Prevents Bacterial + Fungal Growth	Use with Power Flushing Machines	Non-Hazardous Formulation	Bottle Made from 50% Recycled Plastic
App Control via Mobile Device	Minimum Operating Pressure	Maximum Operating Pressure	Minimum Operating Temperature	Maximum Operating Temperature




**22mm + 28mm Magnetic Filter (Isolation Valves)**  
Page 32

## Guarantees

**2** Years  
on Scale Inhibitors

# Scale Inhibitors



## Magnetic Scale Inhibitor

The range of Instinct Scale Inhibitors are manufactured by Scalemaster® in the UK and incorporate the original Scalemaster® patented technology.

### Copper Mesh Enhances Limescale Inhibitor Performance

Instinct and Scalemaster® in-line limescale inhibitors incorporate an active element (magnet or zinc anode) encased in pure copper mesh. The mesh increases the surface area of copper in contact with the water passing through the unit which enhances the electrochemical effect (removal of dissolved oxygen and treatment to prevent limescale precipitation). Only Scalemaster® products use this technology (Patent No. 2285936) which has been proven in independent tests (by British Gas R&D) to extend boiler life typically by 50% by preventing scale build up in hard water areas.

The copper mesh – zinc/magnet anode pair reduces the water flow rate through the unit by less than 1%.

Finish – Green

Dimensions –

130(l) x 28(d) mm (403328)

136(l) x 35(d) mm (403335)

Installation – Easily installed, slip couplings for easy fit

Maintenance – No moving parts, no maintenance required

Power Source – Needs no chemicals or power, earth bonding not required

Manufacture – Made in the UK with Scalemaster® patented technology

Protection – Single appliance protection


Accreditations – WRAS Approved Product

Economy – Saves on energy costs



**403328** 15mm Magnetic Scale Inhibitor

**403335** 22mm Magnetic Scale Inhibitor



## Electrolytic Scale Inhibitor

The range of Instinct Scale Inhibitors are manufactured by Scalemaster® in the UK and incorporate the original Scalemaster® patented technology.

### Copper Mesh Enhances Limescale Inhibitor Performance

Instinct and Scalemaster® in-line limescale inhibitors incorporate an active element (magnet or zinc anode) encased in pure copper mesh. The mesh increases the surface area of copper in contact with the water passing through the unit which enhances the electrochemical effect (removal of dissolved oxygen and treatment to prevent limescale precipitation). Only Scalemaster® products use this technology (Patent No. 2285936) which has been proven in independent tests (by British Gas R&D) to extend boiler life typically by 50% by preventing scale build up in hard water areas.

The copper mesh – zinc/magnet anode pair reduces the water flow rate through the unit by less than 1%.

Finish – Blue

Dimensions –

130(l) x 28(d) mm (403342)

136(l) x 32(d) mm (403359)

Installation – Easily installed, slip couplings for easy fit

Maintenance – No moving parts, no maintenance required

Power Source – Needs no chemicals or power, earth bonding not required

Manufacture – Made in the UK with Scalemaster® patented technology

Protection – Whole house protection

Accreditations – WRAS Approved Product

Economy – Saves on energy costs



**403342** 15mm Electrolytic Scale Inhibitor

**403359** 22mm Electrolytic Scale Inhibitor

## Trade Magnetic Scale Inhibitor

Finish – White

Dimensions –

120(l) x 20(d) mm (without connections)

160(l) x 20(d) mm (with connections)



**403267** 15mm Trade Magnetic Scale Inhibitor



# INSTINCT® | PRO

by Scalemaster®



YEARS  
OF EXCELLENCE

## The perfect concentration for reliable results

Full Range  
Available



[www.instinctproducts.co.uk](http://www.instinctproducts.co.uk)

# Chemicals

## Introducing the range

Alongside Scalemaster®, a leading supplier of quality water treatment products for over 30 years, INSTINCT has continued its commitment to product innovation, energy efficiency and the environment with the launch of a 250ml range of chemical solutions for heating systems. This new size evolution provides same dose as larger bottles but with less packaging waste whilst maintaining recyclable content.

All 250ml bottles are manufactured from 50% recycled High Density Polyethylene (HDPE)

All 250ml bottles are fully recyclable due to the white caps & security rings

All 250ml bottles will treat a 100 Litre (10 Rad) system

All 250ml bottles are Non-Hazardous formulations

250ml IN-100 Corrosion Inhibitor is NSF CIAS Approved

Ideal for dosing through a system filter

IN-100 in box quantities of 20, all other 250ml products in the range in mixed boxes of 20



Bottles Made from  
50% Recycled Plastic



Made in  
Great Britain



**IN-100 Concentrate  
Corrosion Inhibitor**



**IN-200 Concentrate  
Boiler Noise Reducer**



**IN-300 Concentrate  
System Cleaner**



**IN-400 Concentrate  
Sludge Remover**



**IN-500 Concentrate  
Leak Sealer**



**IN-600 Concentrate  
Heat Optimiser**



**IN-700 Concentrate  
System Biocide**



**IN-800 Concentrate  
Power Cleaner**

# Chemicals

## Heating System Chemicals

### IN-100 Corrosion Inhibitor

Prevents corrosion, hard water limescale precipitation and is essential for protecting hot water heating systems and maintaining operational efficiency.

The 5 Litre Bottle (504582) is concentrated and will dose 2000 Litres.

Dimensions –

250(h) x 55(w) x 55(d) mm (504513)

137(h) x 72(w) x 49(d) mm (504223)

275(h) x 175(w) x 125(d) mm (504582)



504513 300ml Aerosol

504223 250ml Bottle

504582 5 Litre Bottle (Concentrated)



### IN-300 System Cleaner

For commissioning new heating systems.

Removes installation foulants, flux, grease and debris suspended in water by flushing. Should be left in system min 2 hours, max 2 weeks.

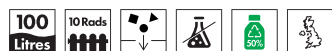
The 5 Litre Bottle (504599) is concentrated and will dose 2000 Litres.

Dimensions –

250(h) x 55(w) x 55(d) mm (504520)

137(h) x 72(w) x 49(d) mm (504247)

275(h) x 175(w) x 125(d) mm (504599)



504520 300ml Aerosol

504247 250ml Bottle

504599 5 Litre Bottle (Concentrated)



### IN-500 Leak Sealer

For the internal sealing of inaccessible leaks and weeping joints. Forms a soft seal within 24 hours. Will not cause blockages in circulatory pumps or air vents.

Dimensions –

250(h) x 55(w) x 55(d) mm (504537)

137(h) x 72(w) x 49(d) mm (504469)



504537 300ml Aerosol

504469 250ml Bottle



## Environmentally Friendly

All Instinct Heating System Chemicals are manufactured in the UK by Scalemaster® using non-hazardous formulations.

All 250ml bottles are manufactured from 50% recycled High Density Polyethylene (HDPE) and are fully recyclable due to the white caps & security rings.

# Chemicals

## Heating System Chemicals



### IN-200 Boiler Noise Silencer

Dimensions – 137(h) x 72(w) x 49(d) mm



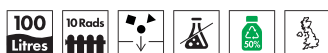
504230

250ml Bottle



### IN-400 Sludge Remover

Dimensions – 137(h) x 72(w) x 49(d) mm



504254

250ml Bottle



### IN-600 Heat Optimiser

Dimensions – 137(h) x 72(w) x 49(d) mm



504278

250ml Bottle



### IN-700 System Biocide

Dimensions – 137(h) x 72(w) x 49(d) mm



504285

250ml Bottle



### IN-800 Power Cleaner

Dimensions – 137(h) x 72(w) x 49(d) mm



504292

250ml Bottle



### Towel Rail Antifreeze (Pre-Mixed)

Dimensions – 217(h) x 105(w) x 84(d) mm

504773

1 Litre



### Over Winter Protector (Concentrated)

Dimensions –  
275(h) x 175(w) x 125(d) mm (504742)  
440(h) x 275(w) x 235(d) mm (504759)

504742

5 Litre Bottle

504759

25 Litre Bottle



### Inhibited Antifreeze (Concentrated)

Dimensions –  
275(h) x 175(w) x 125(d) mm (504742)  
440(h) x 275(w) x 235(d) mm (504759)

504711

5 Litre Bottle

504728

25 Litre Bottle



### Leak Sealer Paste

Dimensions –  
140(h) x 35(w) x 25(d) mm

504384

50g

# Chemicals

## Cleaning Chemicals



### Heavy Duty Drain Cleaner

Dimensions –  
217(h) x 105(w) x 84(d) mm

504780

1 Litre



### Sterilising / Disinfectant Fluid

Dimensions –  
217(h) x 105(w) x 84(d) mm

504797

1 Litre



### Spray Foam Mould + Mildew Remover

Dimensions –  
250(h) x 95(w) x 60(d) mm

504995

500ml



### Spray Foam Bathroom Limescale Remover

Dimensions –  
250(h) x 95(w) x 60(d) mm

504971

500ml



### Non-Toxic After Shower Cleaner

Dimensions –  
250(h) x 95(w) x 60(d) mm

504988

500ml



### General Purpose Descaler

Dimensions –  
143(h) x 55(w) x 55(d) mm

504612

250ml



### Drain + Toilet Cleaner (Enzyme Based)

Dimensions –  
261(h) x 95(w) x 60(d) mm

504636

750ml



### Sink + Drainer Unblocker (Enzyme Based)

Dimensions –  
192(h) x 65(w) x 65(d) mm

504629

1 Litre

## Soldering Paste



### Masterflux Flux Soldering Paste

Dimensions –  
80(h) x 80(w) x 70(d) mm

701103

250g



### Water Hardness Test Strips

Dimensions –  
138(h) x 93(w) x 15(d) mm

901046

6 Test Strips




### Heating System Water Quality Check Kit

Dimensions –  
80(h) x 28(w) x 100(d) mm

506005

Single Kit



### Rapid Inhibitor Test Strips

Dimensions –  
80(h) x 28(w) x 100(d) mm

504803

50 Test Strips



# Bathroom Collection

**Coming soon, discover our  
extensive range of professional  
and consumer bathroom products.**

Quality bathroom products at trade prices

Everything you'll need to create your bathroom

From traditional to contemporary, for every budget

INSTINCT® | PRO

**Bathroom Collection**  
Autumn 2023

**Launch  
Summer  
2023**



[www.instinctproducts.co.uk](http://www.instinctproducts.co.uk)



Works with  
all chemical  
inhibitors

# Real-time measurement of corrosion inhibitor protection, on-site, in under 5 minutes!

(For annual testing compliance with BS7593:2019)



Phone not included.



# Water Testing

**Complete  
results in  
5 minutes**



**Download  
the App**

## i-Test

### Are you British Standard Compliant?

Poor water quality is the most common root cause of central heating breakdowns. It is now a requirement of BS 7593:2019 to carry out an annual check of heating system water quality as part of the system maintenance programme.

### What is BS 7593:2019 and why is it important?

BS7593 is the British Standard code of practice for the preparation, commissioning and maintenance of domestic central heating and cooling water systems. It applies to individual domestic properties when commissioning a new system for the first time, re-commissioning following the installation of a new boiler, or any other major remedial work on the heating system.

The latest iteration, (BS 7593:2019) came into effect on 31 May 2019. Compliance is a regulatory requirement within Part L of Building Regulations and includes carrying out a check on inhibitor level to prevent corrosion.

### Scalemaster® i-Test® – Inhibitor Tester

Scalemaster® i-Test® provides a revolutionary way to check if the heating system water is healthy and there is sufficient active inhibitor present to provide adequate protection against corrosion on metals typically in a system. It doesn't just check if there is some chemical in the water - it provides a real-time measurement of corrosion protection provided in reference to the target performance levels of the NSF CIAS tests.

Unlike single dipstick tests, i-Test® will show:

- The level of corrosion protection provided by any inhibitor present
- If there are any other chemicals (such as system cleaner) or flux residues present working against the inhibitor to increase corrosion
- If the corrosion in a system is actually worse than in the tap water used to fill it!



506104

Scalemaster i-Test

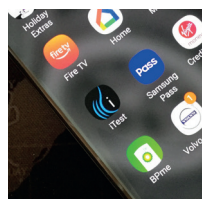
506111

Scalemaster i-Test Replacement Probe (Pack of 10)


506128

Scalemaster i-Test Replacement Probe (Pack of 50)

## 6 Simple Steps to Check Corrosion Inhibitor Protection



**Step 1**  
Download the app



**Step 2**  
Clean the probe




**Step 3**  
Insert the probe



**Step 4**  
Check tap water



**Step 5**  
Test system water



**Step 6**  
Generate report

### Test Methodology

i-Test works by measuring the corrosion between two different metals (iron and copper) suspended in a small sample of system water. The signalling unit sends data to a free-to-download App on your smartphone which decodes and processes the data to generate a report which can immediately be sent to the customer or printed on a local printer.

**Download the instructions and watch the video at [www.i-test.com](http://www.i-test.com) or [www.scalemaster.co.uk](http://www.scalemaster.co.uk)**

# Magnetic Filters

## Guarantees

**2** Years  
on Magnetic Filters

**2** Years  
on Trade Tec Filters

22mm  
Magnetic  
Filter



### 22mm + 28mm Magnetic Filter (Isolation Valves)

The Instinct ECO-Mag magnetic central heating filter is the ideal solution to help combat against costly and unnecessary system breakdowns caused by both magnetic and non ferrous particulate in fluid based systems. The Instinct ECO-Mag can be used on all types of central heating systems and it is recommended, for maximum effect, that the filter be fitted on the return leg of the system, between the last radiator and the boiler.

Finish – Black

Dimensions –

242(h) x 232(w) x 157(d) mm (INMAG22)

242(h) x 245(w) x 157(d) mm (INMAG28)

Triple Action Filter – Magnetic filter, non ferrous filter and manual air separator

actively filters magnetite and non ferrous debris

Filter Magnet – 12000 gauss removable magnet

Dosing Capacity – 500ml large dosing pot capacity enables installers to quickly dose

without having to drain down the whole system

Maintenance – Manual air bleed, even if the filter isn't serviced, it will never inhibit system performance as its unique connection, aided by full bore isolation valves, means that it will never block

Spares – Supplied with a full set of spare sealing washers and O-rings

Valves – Full bore isolating ball valves on inlet and outlet connections ensures that full flow is always achieved to maintain system performance

Installation – Can be installed anywhere on any orientation of pipework saving the installer time and money effortless servicing and fitting



INMAG22	22mm Magnetic Filter (Isolation Valves)
INMAG28	28mm Magnetic Filter (Isolation Valves)
MAGFILTOOL	Spanner for INMAG magnetic filters

22mm  
Trade Tec  
Magnetic  
Filter



### 22mm + 28mm Trade Tec Magnetic Filter (Isolation Valves)

The Trade-Tec magnetic central heating system filter, featuring our innovative double gauze non-ferrous filter, is suitable for all central heating systems and can be fitted anywhere, in any orientation on the central heating circuit.

For maximum system protection however, we recommend that you fit the magnetic filter on the return leg of the circuit, between the last radiator and the boiler.

Finish – Black

Dimensions – 193(h) x 240(w) x 153(d) mm

Filter – Actively filters magnetite & non-ferrous system debris, unique double gauze non-ferrous filter

Filter Magnet – Removable high strength magnet

Dosing Capacity – 500ml large dosing pot capacity enables installers to quickly dose without having to drain down the whole system

Maintenance – Manual air vent

Drain Valve – Low profile drain valve

Valves – Full bore isolating ball valves

Installation – 360° fully rotatable installation, convenient in line fitting, short installation footprint



TRMAGFIL22	22mm Magnetic Filter (Isolation Valves)
TRMAGFIL28	28mm Magnetic Filter (Isolation Valves)
IKSPA13	Spanner for Trade Tec magnetic filters

# Magnetic Filters



## 22mm IntaKlean Nano Magnetic System Filter

The IntaKlean Nano is a magnetic system filter designed to remove ferrous and non ferrous material from fluid systems. This compact magnetic filter is designed for use on fluid heating systems, the perfect solution for where clean and efficient systems are required but a small installation footprint is paramount.

For maximum system component protection we advise that the IntaKlean Nano is installed onto the return leg of the circuit, between the last radiator and the boiler.

Finish – Black

Dimensions – 144(h) x 226(w) x 66(d) mm

Filter – Effectively filters ferrous and non ferrous system debris, 800µm stainless steel filter cartridge for ultimate particle capture

Filter Magnet – 12,000 Gauss, fully removable dry pocket magnet

Dosing Capacity – 200ml

Maintenance – Transparent settling chamber to easily identify servicing intervals

Valves – Complete with isolating ball valves

Compatible Fluid – Water, Water + Glycol 50% Max

Installation – Specific compact design for small installation footprints, multiple inlet/outlet variations to suit any installation requirement



IKN22

22mm IntaKlean Nano Magnetic System Filter



## 3/4" IntaKlean Nano Magnetic System Filter

The IntaKlean Nano is a magnetic system filter designed to remove ferrous and non ferrous material from fluid systems. IKN34 has been specifically designed to be installed directly underneath the relevant heat source such as boilers, heaters and Heat Interface Units.

For maximum system component protection we advise that the IntaKlean Nano is installed onto the return leg of the circuit, between the last radiator and the boiler.

Finish – Black

Dimensions – 144(h) x 171(w) x 66(d) mm

Filter – Effectively filters ferrous and non ferrous system debris, 800µm stainless steel filter cartridge for ultimate particle capture

Filter Magnet – 12,000 Gauss, fully removable dry pocket magnet

Dosing Capacity – 200ml

Maintenance – Transparent settling chamber to easily identify servicing intervals

Valves – Complete with isolating ball valves

Compatible Fluid – Water, Water + Glycol 50% Max

Installation – Multiple inlet/outlet variations to suit any installation requirement, direct under boiler connections



IKN34

3/4" IntaKlean Nano Magnetic System Filter



Multiple inlet/outlet variations



# Magnetic Filters

Guarantees

**10** Years  
 on Magnetic Filter

new


 Take a closer look at the  
 Fernox TF1 Sigma UB Filter  
 features video

 Compact,  
 Versatile  
 Design


## Fernox TF1 Sigma UB Filter (Suitable with Ideal Instinct<sup>2</sup> Combi Boilers)

Composite under boiler system filter with a brass manifold designed for easy installation in small, restricted areas and with concealed pipework. This high-performance filter can be installed directly under the boiler or in restricted spaces due to the compact, versatile design. The TF1 Sigma UB Filter offers the ultimate in installer choice and provides high efficiency protection against the build-up of system debris.

The Filter has been designed to ensure there is minimal pressure loss in addition to maintaining a high collection efficiency. The filter has been designed to capture a range of system contaminants, whilst also ensuring it cannot block, reduce flow through pipework or impact the performance of the heating system.

The TF1 Sigma UB Filter utilises a range of high-quality component parts that ensure the filter offers optimum performance. The three-way ball valve has been designed to allow users to easily operate by hand, whilst also providing a reliable serving procedure. The filter manifold includes a secure connection to the system and a robust service point allowing the filter to be drained and cleaned. The magnet is made using premium grade neodymium, enabling a high efficiency capture rate, as well as a robust filtration medium that will ensure a continued and consistent level of collection.

Finish – Black

Dimensions – 88(h) x 189(w) x 73(d) mm

Compact Design – A high capacity, compact design

Installation – Ideal for use in restricted spaces

Valves – Integrated three way valve with filter isolation and cleaning functionality

Construction – Durable and robust construction, made from a high-quality glass reinforced engineering polymer, and non-porous forged brass

Filter – Will not block or restrict flow

Maintenance – Can replace return valve if required



62631

Fernox TF1 Sigma UB Filter


 Compact, versatile design  
 allows for easier installation  
 underneath the boiler or  
 in restricted spaces

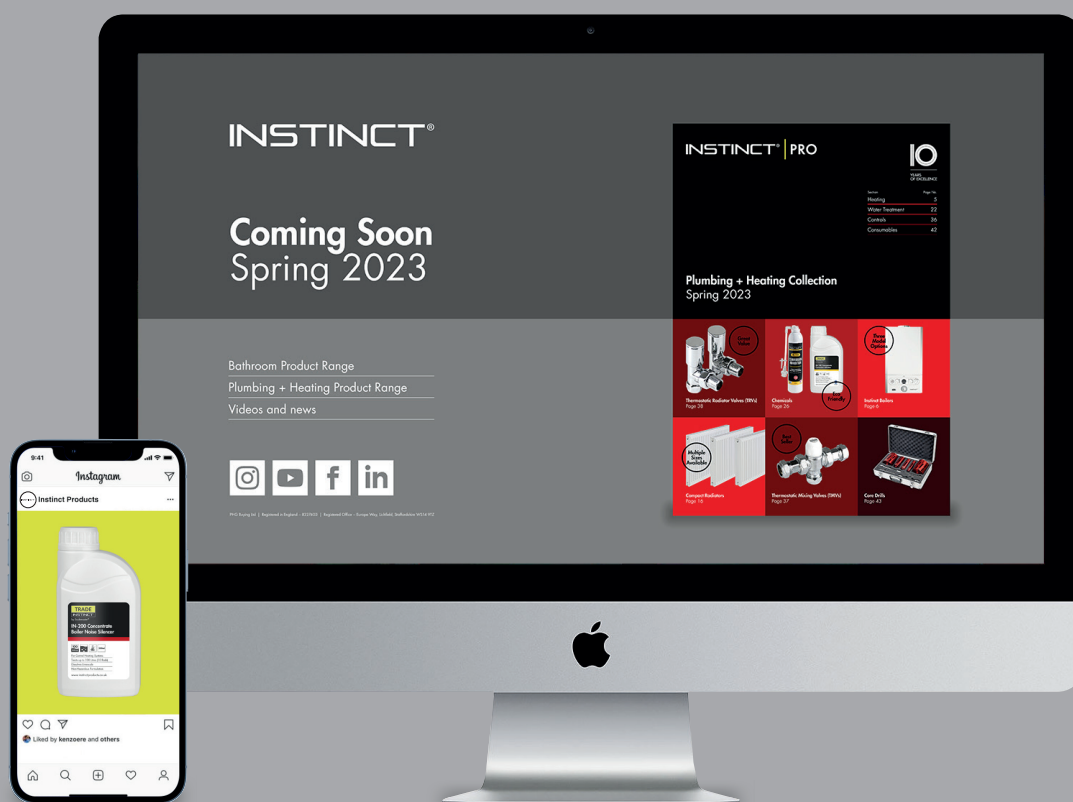
# Plumbing + Heating Collection Online

**Coming soon, discover our extensive range  
of bathroom, plumbing + heating products.**

Easy to navigate

Product specification + technical information




Where to buy, videos and news



[www.instinctproducts.co.uk](http://www.instinctproducts.co.uk)

# Controls

Section	Page No.
<b>Thermostatic Mixing Valves (TMVs)</b>	
15mm TMV2 / 3 Thermostatic Mixing Valve	37
22mm TMV2 / 3 Thermostatic Mixing Valve	37
15mm TMV2 / 3 Thermostatic Mixing Valve (Isolators)	37
22mm TMV2 / 3 Thermostatic Mixing Valve (Isolators)	37

<b>Thermostatic Radiator Valves (TRVs)</b>	
 ½" x 15mm Angled Modern Thermostatic Radiator Valves	38
 ½" x 15mm Straight Modern Thermostatic Radiator Valves	38
 ½" x 15mm Corner Modern Thermostatic Radiator Valves	38
½" x 15mm Angled Contemporary Radiator Valves	38
½" x 15mm Straight Contemporary Radiator Valves	38
15mm Angled TRV Twin Pack (Chrome Plated)	38
15mm Straight TRV Twin Pack (Chrome Plated)	38
15mm Angled TRV	38
10mm Angled TRV	38
15mm Angled TRV Twin Pack	39
10mm Angled TRV Twin Pack	39
15mm Straight TRV Twin Pack	39
15mm Angled TRV Twin Pack (BS Lockshield)	39
10mm Angled TRV Twin Pack (BS Lockshield)	39
15mm x 10mm One Piece Reducing Bullet	39

<b>Designer Radiator Valves</b>	
15mm Straight Modern Radiator Valves (Pair)	40
15mm Angled Modern Radiator Valves (Pair)	40
½" x 15mm Angled Crosshead Traditional Radiator Valves (Pair)	40
15mm Angled Square Decorative Radiator Valves (Pair)	40
15mm Straight Square Decorative Radiator Valves (Pair)	40
15mm Corner Radiator Valves (Pair)	40
15mm Dual Fuel Corner Radiator Valves (Pair)	40
15mm Pipe Cover Set (Pair)	40

<b>Manual Radiator Valves</b>	
15mm Angled Manual Radiator Valve	41
10mm Angled Manual Radiator Valve	41
15mm Straight Manual Radiator Valve	41
15mm Angled Manual Radiator Valve (Drain Off)	41
10mm Angled Manual Radiator Valve (Drain Off)	41
Radiator Drain Off Tail Piece	41
15mm Angled Lockshield Manual Radiator Valve	41
10 / 8mm Angled Lockshield Manual Radiator Valve	41
10mm Demountable Push Fit Elbow (Pair)	41
15mm Angled Lockshield Manual Radiator Valve (Drain Off)	41
10 / 8mm Angled Lockshield Manual Radiator Valve (Drain Off)	41

## Control Features



Temperature Adjustment

Max  
85°C

Max Flow Temperature

Min  
0.2 Bar

Min. Operating Pressure

Max  
10 Bar

Max. Operating Pressure



Anti Scald

## Our frequently ordered Controls products...



**15mm Angled TRV  
(Twin Pack)**  
Page 39



**15mm Straight TRV  
(Twin Pack)**  
Page 38



**15mm Angled  
Lockshield Manual  
Radiator Valve  
(Drain Off)**  
Page 41



**15mm Straight  
Modern  
Radiator Valves  
(Pair)**  
Page 40



## Guarantees

**1** Years  
on Thermostatic Mixing Valves (TMVs)

# Thermostatic Mixing Valves (TMVs)

Anti Scald



### 15mm TMV2 / 3 Thermostatic Mixing Valve

Finish – Chrome

Dimensions – 98(h) x 140(w) mm



40015CBA

Anti Scald



### 22mm TMV2 / 3 Thermostatic Mixing Valve

Finish – Chrome

Dimensions – 98(h) x 146(w) mm



40022CBA

Anti Scald



### 15mm TMV2 / 3 Thermostatic Mixing Valve (Isolators)

Finish – Chrome

Dimensions – 98(h) x 132(w) mm



400MX15CBA

Anti Scald



### 22mm TMV2 / 3 Thermostatic Mixing Valve (Isolators)

Finish – Chrome

Dimensions – 98(h) x 132(w) mm



400MX22CBA

# Thermostatic Radiator Valves (TRVs)



## 1/2" x 15mm Angled Modern Thermostatic Radiator Valves

Finish – Black or Anthracite  
Dimensions – 136(h) x 68(w) x 40(d) mm

INCNT004AP-BL	Black
INCNT004AP-AT	Anthracite



## 1/2" x 15mm Straight Modern Thermostatic Radiator Valves

Finish – Black or Anthracite  
Dimensions – 84(h) x 118(w) x 40(d) mm

INCNT004ST-BL	Black
INCNT004ST-AT	Anthracite



## 1/2" x 15mm Corner Modern Thermostatic Radiator Valves

Finish – Black or Anthracite  
Dimensions – 84(h) x 118(w) x 40(d) mm

INCNT024-BL	Black
INCNT024-AT	Anthracite



## 1/2" x 15mm Contemporary Radiator Valves

Finish – Matt Black  
Dimensions – 78(h) x 75(w) x 30(d) mm

INCNT003AP-ZMB	Angled Valve
INCNT003ST-ZMB	Straight Valve



## 15mm Angled TRV (Twin Pack)

Finish – Chrome Plated  
Dimensions – 140(h) x 76(w) x 48(d) mm

Max 110°C	Max 10 Bar
--------------	---------------

15PACKACP.1



## 15mm Straight TRV (Twin Pack)

Finish – Chrome Plated  
Dimensions – 124(h) x 85(w) x 48(d) mm

Max 110°C	Max 10 Bar
--------------	---------------

15PACKSCP.1



## 15mm Angled TRV

Finish – Chrome / White  
Dimensions – 140(h) x 76(w) x 48(d) mm

Max 110°C	Max 10 Bar
--------------	---------------

15TRVAWHCP



## 10mm Angled TRV

Finish – Chrome / White  
Dimensions – 140(h) x 76(w) x 48(d) mm

Max 110°C	Max 10 Bar
--------------	---------------

10TRVAWHCP



## 15mm Corner TRV Lockshield (Twin Pack)

Finish – Chrome  
Dimensions – 88(h) x 88(w) x 88(d) mm

TRVCNR

## Guarantees

**1** Year  
on Thermostatic Radiator Valves (TRVs)

# Thermostatic Radiator Valves (TRVs)



### 15mm Angled TRV (Twin Pack)

Finish – Chrome / White  
Dimensions – 140(h) x 76(w) x 48(d) mm

Max  
110°C

Max  
10 Bar

15PACKAWHCP.1



### 10mm Angled TRV (Twin Pack)

Finish – Chrome / White  
Dimensions – 140(h) x 76(w) x 48(d) mm

Max  
110°C

Max  
10 Bar

10PACKAWHCP



### 15mm Straight TRV (Twin Pack)

Finish – Chrome / White  
Dimensions – 124(h) x 85(w) x 48(d) mm

Max  
110°C

Max  
10 Bar

15PACKSWHCP.1



### 15mm Angled TRV Lockshield (Twin Pack)

Finish – Chrome / White  
Dimensions – 140(h) x 76(w) x 48(d) mm

Max  
110°C

Max  
10 Bar

15PACKABS



### 10mm Angled TRV Lockshield (Twin Pack)

Finish – Chrome / White  
Dimensions – 140(h) x 76(w) x 48(d) mm

Max  
110°C

Max  
10 Bar

108TWINA10



### 15mm x 10mm One Piece Reducing Bullet

Finish – Brass  
Dimensions – 30(h) x 50(w) x 60(d) mm

1510RED

INSTINCT® | PRO

# Coming Soon

Stay up-to-date with all the latest news and product releases from Instinct Pro. Please like and subscribe to @instinctproducts on our selected social channels.



# Designer Radiator Valves

## Guarantees

**1** Year  
on Designer Radiator Valves



### 15mm Straight Modern Radiator Valves (Pair)

Finish – Polished Chrome  
Dimensions – 75(h) x 87.5(w) x 32(d) mm

Max  
100°C

Max  
10 Bar

INST-AL024LC



### 15mm Angled Modern Radiator Valves (Pair)

Finish – Polished Chrome  
Dimensions – 90.5(h) x 75(w) x 32(d) mm

Max  
100°C

Max  
10 Bar

INST-AL025LC



### 1/2" x 15mm Angled Crosshead Traditional Radiator Valve (Pair)

Finish – Polished Chrome  
Dimensions – 110(h) x 115(w) x 46(d) mm

Max  
100°C

Max  
10 Bar

INST-AL034LC



### 15mm Angled Square Decorative Radiator Valves (Pair)

Finish – Polished Chrome  
Dimensions – 82(h) x 76(w) x 30(d) mm

Max  
100°C

Max  
10 Bar

INST-AL030LC



### 15mm Straight Square Decorative Radiator Valves (Pair)

Finish – Polished Chrome  
Dimensions – 64(h) x 95(w) x 30(d) mm

Max  
100°C

Max  
10 Bar

INST-AL031LC



### 15mm Corner Radiator Valves (Pair)

Finish – Polished Chrome  
Dimensions – 75(h) x 60(w) x 75(d) mm

Max  
100°C

Max  
10 Bar

INST-AL029LC



### 15mm Dual Fuel Corner Radiator Valves (Pair)

Finish – Polished Chrome  
Dimensions – 71.8(h) x 64.3(w) x 68.5/48.3(d) mm

Max  
100°C

Max  
10 Bar

INST-AL049LC



### 15mm Pipe Cover Set (Pair)

Finish – Polished Chrome  
Dimensions – 130(h) x 51(w) x 51(d) mm

Max  
100°C

Max  
10 Bar

INST-AL033LC

## Guarantees

**1** Year  
on Manual Radiator Valves

# Manual Radiator Valves



### 15mm Angled Manual Radiator Valve

Finish – Chrome / White

Dimensions – 31(h) x 72(w) x 70(d) mm

Max  
85°C

Max  
20 Bar

ER-15MMVAL



### 10mm Angled Manual Radiator Valve

Finish – Chrome / White

Dimensions – 31(h) x 70(w) x 73(d) mm

Max  
85°C

Max  
20 Bar

ER-10MMVAL



### 15mm Straight Manual Radiator Valve

Finish – Chrome / White

Dimensions – 33(h) x 63(w) x 89(d) mm

Max  
85°C

Max  
20 Bar

ER-15MMSVAL



### 15mm Angled Manual Radiator Valve (Drain Off)

Finish – Chrome / White

Dimensions – 31(h) x 73(w) x 88(d) mm

Max  
85°C

Max  
20 Bar

ER-15MMDOVAL



### 10mm Angled Manual Radiator Valve (Drain Off)

Finish – Chrome / White

Dimensions – 32(h) x 82(w) x 82(d) mm

Max  
85°C

Max  
20 Bar

ER-10MMDOVAL



### Radiator Drain Off Tail Piece

Finish – Chrome

Dimensions – 32(h) x 54(w) x 41(d) mm

Max  
85°C

Max  
10 Bar

YU-JQAL213HC



### 15mm Angled Lockshield Manual Radiator Valve

Finish – Chrome / White

Dimensions – 35(h) x 78(w) x 75(d) mm

Max  
85°C

Max  
20 Bar

CEMMRV15



### 10/8mm Angled Lockshield Manual Radiator Valve

Finish – Chrome / White

Dimensions – 35(h) x 78(w) x 69(d) mm

Max  
85°C

Max  
20 Bar

CEMMRV10-8



### Demountable 10mm Push Fit Elbow (Pair)

Finish – Chrome

Dimensions – 22(h) x 47(w) x 65(d) mm

Max  
5-100°C

Max  
10 Bar

459004



### 15mm Angled Lockshield Manual Radiator Valve (Drain Off)

Finish – Chrome / White

Dimensions – 29(h) x 85(w) x 91(d) mm

Max  
85°C

Max  
20 Bar

CEMDRN15



### 10/8mm Angled Lockshield Manual Radiator Valve (Drain Off)

Finish – Chrome / White

Dimensions – 29(h) x 85(w) x 91(d) mm



Max  
85°C

Max  
20 Bar


CEMDRN10-8



# Consumables

Section	Page No.
<b>Core Drills</b>	
CS5 Professional 5 Piece Core Case	43
CD5 5 Piece Core Case	43
Professional Dry Core Drill	43
Spectrum Hex Adaptor Pack	43
Spectrum Hex A Taper Drill Adaptor Pack	43
Spectrum SDS Adaptor Pack (Adaptor, Guide, Drift)	43
Spectrum SDS A Taper Drill Adaptor Pack (Adaptor, Drill, Drift)	43
<b>Pipe Clips + Trunking</b>	
Pipe Clips	44
Trunking Accessories	45
<b>Plumbing Tools</b>	
Soldering + Brazing	46
Copper Pipe Cutting + Bending	47
Copper Pipe Cutting	48
Cleaning + Deburning	49
Sawing + Cutting	50
Radiators	51
Taps + Stopcocks	52
Compression + Immersion Heaters	53
Boilers, Flues + System Testing	54
Wrenches + Spanners	55
Roofing + Measuring	56
Toilets, Manholes + Drains	56
Monument Masters SweatBOX®	57
 Monument Masters XV 15mm Pipe Bender	57
 Monument Masters XXII Extended 22mm Bender	57
<b>Pre-Packed Fittings</b>	
Pre-Packed Fittings	58

## Our frequently ordered Consumable products...



**Best Seller**

**Monument Masters XV  
15mm Pipe Bender**  
Page 57



**Best Seller**

**15mm Autocut®  
Copper Pipe Cutter**  
Page 48



**15mm Drain  
Down Hose**  
Page 54



**200mm (8") Wide Jaw  
Adjustable Wrench**  
**38mm Cap**  
Page 55



**Omat® 250mm (10")  
Soldering & Brazing  
Pad**  
Page 46

# Core Drills



## Professional Dry Core Drill

Quantity – 1

CS038	38mm
CS052	52mm
CS065	65mm
CS107	107mm
CS117	117mm
CS127	127mm
CS152	152mm



## CS5 Professional 5 Piece Core Case

Quantity – 1

(Includes 1 x 38, 52, 65, 117, 127mm core drills and accessories)

Dimensions – 160(h) x 540(w) x 340(d) mm

Everything you need to get started with dry core drilling in a sturdy, aluminium case.

CS5



## Spectrum Hex Adaptor Pack

Quantity – 1 x JX01, JB09 & JB05

JX03



## CD5 5 Piece Core Case


Quantity – 1

(Includes 1 x 38, 52, 65, 117, 127mm core drills and accessories)

Dimensions – 152(h) x 530(w) x 330(d) mm

General purpose high quality diamond core drills.

CD5



## Spectrum Hex A Taper Drill Adaptor Pack

Quantity – 1 x JX01, JB13 & JB05


JX03-13



## Spectrum SDS Adaptor Pack (Adaptor, Guide, Drift)

Quantity – 1 x JS01, JB09 & JB05

JS03



## Spectrum SDS A Taper Drill Adaptor Pack (Adaptor, Drill, Drift)

Quantity – 1 x JS01, JB13 & JB05

JS03-13

# Pipe Clips



## 11, 16, 22, 28mm Nail Clip


Colour – White

Quantity –

100 Pack (INSTC207, INSTM100, INSTM102)

50 Pack (INSTM103)

<b>INSTC207</b>	11mm
<b>INSTM100</b>	16mm
<b>INSTM102</b>	22mm
<b>INSTM103</b>	28mm




## 10, 15, 22, 28mm Clip Link Trunking

Colour – White

Quantity – 12 Pack

Single	
<b>T600</b>	15mm
<b>T601</b>	22mm
<b>T602</b>	28mm

Double	
<b>T603</b>	10mm
<b>INSTT604</b>	15mm
<b>INSTT605</b>	22mm



## 10, 15, 22, 28mm Hinged Clip

Colour – Translucent


Quantity –

100 Pack (P616, INSTP610, INSTP611, INSTP615)

50 Pack (INSTP612, P617, INSTP613, INSTP614)

Single	
<b>P616</b>	10mm
<b>INSTP610</b>	15mm
<b>INSTP611</b>	22mm
<b>INSTP612</b>	28mm

Double	
<b>P617</b>	10mm
<b>INSTP613</b>	15mm
<b>INSTP614</b>	22mm
<b>INSTP615</b>	Spacer Blocker



## 10, 15, 22, 28, 35, 42, 110mm Collar Clip

Colour – White or Chrome

Quantity –

25 Pack (P310, P311, P312, P313, P314, P315, P322)


5 Pack (P316, P317, P319, P320)

1 Pack (P318, P321)

White	
<b>P310</b>	10mm
<b>P311</b>	15mm
<b>P312</b>	22mm
<b>P322</b>	28mm
<b>P319</b>	35mm
<b>P320</b>	42mm
<b>P321</b>	110mm

Chrome	
<b>P313</b>	10mm
<b>P314</b>	15mm
<b>P315</b>	22mm
<b>P316</b>	35mm
<b>P317</b>	42mm
<b>P318</b>	110mm

# Trunking Accessories



## 10, 15, 22mm Corner Clips

Colour – White

Quantity –

10 Pack (T611, T612, T614, T615, T617, T618)

2 Pack (T610, T613, T616)

Inner Corner	
T610	10mm
T611	15mm
T612	22mm

Outer Corner	
T613	10mm
T614	15mm
T615	22mm

Flat Corner	
T616	10mm
T617	15mm
T618	22mm



## 15, 22mm T Connectors

Colour – White

Quantity – 1 Pack

T634	15mm
T635	22mm



## 10, 15, 22mm Straight Connector Clips

Colour – White

Quantity –

10 Pack (T620, T621)

2 Pack (T619)

T619	10mm
T620	15mm
T621	22mm



## 10, 15, 22, 28mm Stop End Clips

Colour – White


Quantity –

10 Pack (T622, T623, T624, T626, T627)

2 Pack (T625)

Single	
T622	15mm
T623	22mm
T624	28mm

Double	
T625	10mm
T626	15mm
T627	22mm



## 15, 22mm Access Clips

Colour – White

Quantity – 10 Pack

Top Access	
T628	15mm
T629	22mm

Side Access	
T630	15mm
T631	22mm



## 20, 70mm Vent Plugs

Colour – White

Quantity – 10 Pack

T632	20mm
T633	70mm



## 10mm Swept Bend

Colour – White

Quantity – 1 Pack

T636	10mm
------	------

# Plumbing Tools

## Guarantees

**1** Year  
on Plumbing Tools

### Soldering + Brazing

#### Omat® Soldering & Brazing Pad

Quantity – 1

Dimensions –

240(h) x 240(w) x 5(d) mm (INST2361)

155(h) x 155(w) x 5(d) mm (INST2363)

#### 250mm (10") Soldering & Brazing Pad

The INST2361 OMAT® is a patented, slotted protection mat for soldering pipes and tubes to protect walls, cables, carpets and other flammable material. The OMAT® slot has an overlap at the back which enables the protective mat to go either side of the tube or pipe being soldered so as to protect the surrounding area from burning or scorching as well as reducing the risk of fire. It is particularly useful under kitchen units and on pipes perpendicular to the wall where the use of a non-slotted mat would not easily cover the area. The OMAT® is designed for use on pipes and tubes 15 to 22mm diameter.

#### 150mm (6") Soldering & Brazing Pad

A patented, slotted protection mat or pad for soldering and brazing 15mm and 22mm copper tube and pipe. The size of the mat is 150mm x 150mm (6" x 6") for use in really awkward places where the larger sizes of Omat® would obstruct easy access of the soldering torch. It is designed to protect walls, cables, carpets and other flammable material surrounding a pipe being soldered/brazed. The slot in the Monument 2363L Micro Omat® has an overlap at the back which enables the protective mat to go either side of the tube or pipe being soldered/brazed so as to protect the surrounding area from burning or scorching, as well as reducing the risk of fire. It is particularly useful under kitchen units and on pipes perpendicular to the wall where the use of a non-slotted mat would provide inadequate cover of the area to prevent damage.

**INST2361** Omat® 250mm (10") Soldering & Brazing Pad

**INST2363** Omat® 150mm (6") Soldering & Brazing Pad



#### 300mm (12") Soldering & Brazing Pad

Quantity – 1 of Each

Dimensions – 310(h) x 310(w) x 10(d) mm

**INST2350**



#### Flux Brushes

Quantity – Pack of 5

Dimensions – 200(h) x 10(w) x 10(d) mm

**INST3015-1**



#### Flux Brushes

Quantity – Pack of 10

Dimensions – 200(h) x 10(w) x 10(d) mm

**INST3015-10**



## Guarantees

**1** Year  
on Plumbing Tools

# Plumbing Tools

## Copper Pipe Cutting + Bending




### 15mm & 22mm Copper Pipe Bender (Guides)

Quantity – 1

Dimensions – 700(h) x 135(w) x 155(d) mm

The INST2600 15mm and 22mm Copper Pipe Bender is designed to professionally bend BSEN1057 15mm and 22mm copper pipe and 15mm stainless steel tube. The aluminium formers are marked with bending angles of 30, 45 and 90 degree offsets allowing for accurate bending. The Trade Instinct Pipe Bender is supplied with replaceable 15mm and 22mm aluminium bending guides.

INST2600



### Size 3mm-22mm Copper Pipe Cutter

Quantity – 1

Dimensions – 45(h) x 70(w) x 30(d) mm

INST0264



### Size 4mm-28mm Copper Pipe Cutter

Quantity – 1

Dimensions – 185(h) x 55(w) x 30(d) mm

INST0265



### Size2A 12mm-43mm Copper Pipe Cutter

Quantity – 1

Dimensions – 220(h) x 65(w) x 40(d) mm

INST0266



### 15mm Copper Pipe Bender Guide

Quantity – 1

Dimensions – 165(h) x 20(w) x 15(d) mm

INST2601



### 22mm Copper Pipe Bender Guide

Quantity – 1

Dimensions – 230(h) x 22(w) x 25(d) mm

INST2603



### Spare Wheel for Size 0-1-2A Copper Pipe Cutters

Quantity – Pack of 2

Dimensions – 40(h) x 55(w) x 4(d) mm


INST0273

# Plumbing Tools

## Guarantees

**1** Year  
on Plumbing Tools


### Copper Pipe Cutting



#### 10mm Copper Pipe Cutter

Quantity – 1  
Dimensions – 45(h) x 45(w) x 30(d) mm

INST1810N



#### 15mm Autocut® Copper Pipe Cutter

Quantity – 1  
Dimensions – 50(h) x 50(w) x 30(d) mm

INST1715



#### 22mm Autocut® Copper Pipe Cutter

Quantity – 1  
Dimensions – 58(h) x 58(w) x 30(d) mm

INST1722



#### 28mm Autocut® Copper Pipe Cutter

Quantity – 1  
Dimensions – 65(h) x 65(w) x 30(d) mm

INST1728



#### Spare Wheels for Autocut® & Pipeslice®

Quantity – Pack of 2  
Dimensions – 35(h) x 40(w) x 30(d) mm

INST0269



#### 15mm & 22mm Autocut® Copper Pipe Cutter

Quantity – 1  
Dimensions – 55(h) x 55(w) x 40(d) mm

INST17151722

#### 15mm & 22mm Autocut® Copper Pipe Cutters (Restricted Access Handles)

Quantity – Pack of 2  
Dimensions – 170(h) x 70(w) x 30(d) mm

The Restricted Access Handles are designed as an aid for rotating the INST1715 & INST1722 in confined spaces where the users' hands will not fit. Made from bright zinc plated steel the handles engage in the outer casing of the INST1715 & INST1722. They are designed to be easily slipped on and off of the cutter body from either side of the pipe cutter, even when it is engaged on the pipe to be cut.

INST1739



## Guarantees

**1** Year  
on Plumbing Tools

# Plumbing Tools

## Cleaning + Deburring



### 15mm & 22mm Copper Pipe & Fitting Brush

Quantity – 1  
Dimensions – 195(h) x 45(w) x 30(d) mm

INST3033



### Deburring Tool

Quantity – 1  
Dimensions – 143(h) x 15(w) x 10(d) mm

INST3020



### Cleaning Abrasive Strips

Quantity –  
10 Pack (INST3024), Twinpack (INST3024-6)  
Dimensions –  
255(h) x 40(w) x 10(d) mm (INST3024)  
140(h) x 60(w) x 40(d) mm (INST3024-6)

INST3024 Cleaning Abrasive Strips

INST3024-6 3m Rolls of Cleaning Abrasive Strips



### 6-28mm Plastic Pipe Cutter

Quantity – 1  
Dimensions – 195(h) x 70(w) x 20(d) mm

INST2644



### Burrfect Square Plastic Waste Pipe Deburrer

Quantity – 1  
Dimensions – 80(h) x 80(w) x 3(d) mm

INST2116



### 20-42mm Plastic Pipe Cutter

Quantity – 1  
Dimensions – 220(h) x 125(w) x 25(d) mm

INST2645



### 15mm & 22mm Autocut® for Plastic Pipe Cutter

Quantity – 1  
Dimensions –  
75(h) x 75(w) x 40(d) mm (INST0115)  
70(h) x 70(w) x 40(d) mm (INST0122)

INST0115 15mm

INST0122 22mm




### 1 1/4" & 1 1/2" Autocut® for Plastic Waste Pipe Cutter

Quantity – 1  
Dimensions –  
70(h) x 70(w) x 50(d) mm (INST1114)  
70(h) x 70(w) x 55(d) mm (INST1112)

INST1114 1 1/4"

INST1112 1 1/2"



### Spare Blades for Autocut® for Plastic Pipe Cutter

Quantity – Pack of 5  
Dimensions – 50(h) x 50(w) x 5(d) mm

INST0100

# Plumbing Tools

## Guarantees

**1** Year  
on Plumbing Tools

### Sawing + Cutting

#### 300mm (12") Hacksaw

Quantity – 1

Dimensions – 440(h) x 140(w) x 20(d) mm

The INST1921 300mm (12") Hacksaw has a die-cast aluminium handle and square section tubular steel frame, which combine to give a lightweight hacksaw with great tensile strength. Adjusts to give 45° angle for flush cutting.



INST1921D



#### Junior Hacksaw

Quantity – 1

Dimensions – 245(h) x 75(w) x 10(d) mm

INST2000




#### Folding Knife

Quantity – 1

Dimensions – 75(h) x 55(w) x 10(d) mm

INST1023



#### 300mm (12") Hacksaw Blades

Quantity – Pack of 3

Dimensions – 310(h) x 40(w) x 3(d) mm

INST1923



#### Spare Blade for Junior Hacksaw

Quantity – Pack of 10

Dimensions – 160(h) x 35(w) x 10(d) mm

INST1120

#### Standard Trapezoidal Knife Blades

Quantity – Pack of 10

Dimensions – 65(h) x 65(w) x 20(d) mm

The INST1024 Pack of Ten Standard Trapezoidal Knife Blades. Trimming knife blades are suitable for the trade trimming knife. Supplied in a dispenser.



INST1024



#### Six Flat Bits

Quantity – Pack of 6

Dimensions – 155(h) x 50(w) x 20(d) mm

INST1950



## Guarantees

**1** Year  
on Plumbing Tools

# Plumbing Tools

## Radiators



### Universal Radiator Valve Spanner

Quantity – 1  
Dimensions – 110(h) x 40(w) x 20(d) mm

INST2052



### Radiator Step Wrench & Ratchet

Quantity – 1  
Dimensions – 275(h) x 45(w) x 30(d) mm

INST2048



### 1/2, 3/4 & 1" Lockshield Radiator Valve Key

Quantity – 1  
Dimensions – 85(h) x 85(w) x 20(d) mm

INST2056



### Four-Way Multipurpose Key

Quantity – 1  
Dimensions – 75(h) x 75(w) x 20(d) mm

INST2059



### TRV Tail Driver

Quantity – 1  
Dimensions – 60(h) x 30(w) x 30(d) mm

INST2166



### Radiator Bleed Keys

Quantity – 1  
Dimensions – 35(h) x 68(w) x 5(d) mm

INST2058



### Gas Meter & Radiator Bleed Key

Quantity – 1  
Dimensions – 90(h) x 30(w) x 20(d) mm

INST2050



### 3-in-1 and 4-in-1 Radiator Valve Spanners

Quantity –  
Pack of 1 (INST2053 + INST2054)  
Pack of 2 (INST2055)  
Dimensions – 135(h) x 60(w) x 20(d) mm

INST2053 Radiator Valve Spanner 10mm Square & 5mm Balancing Tool

INST2054 Radiator Valve Spanner 12mm Hex., Air Release & 4mm Balancing Tool

INST2055 Twinpack

# Plumbing Tools

## Guarantees

**1** Year  
on Plumbing Tools

### Taps + Stopcocks



#### Contractors Telescopic Back Nut Wrench

Quantity – 1  
Dimensions – 280(h) x 150(w) x 30(d) mm

INST0781



#### Domestic Mains Water Mini Stopcock Key

Quantity – 1  
Dimensions – 220(h) x 45(w) x 40(d) mm

INST0331



#### Parallel Bush Tap Reseater (Three Cutters)

Quantity – 1  
Dimensions – 135(h) x 40(w) x 50(d) mm

INST0450



#### 1050mm (42") Mains Water Tapered 1/2" & 3/4" Stopcock Key

Quantity – 1  
Dimensions – 1060(h) x 160(w) x 20(d) mm

INST0339



#### Pro Adjustable Basin Wrench (Two Jaws)

Quantity – 1  
Dimensions – 255(h) x 90(w) x 80(d) mm


INST0345



#### 27 x 32mm Tap Back Nut Box Spanner

Quantity – 1  
Dimensions – 157(h) x 40(w) x 40(d) mm

INST0319



#### 45 x 50mm Waste Nut Box Spanner

Quantity – 1  
Dimensions – 200(h) x 60(w) x 50(d) mm

INST0308



#### 8mm-13mm Monobloc Box Spanners

Quantity – Set of 3  
Dimensions – 185(h) x 45(w) x 20(d) mm

INST3240



#### Malleable Cast Basin Back Nut Wrench

Quantity – 1  
Dimensions – 260(h) x 27(w) x 45(d) mm

INST0327

## Guarantees

**1** Year  
on Plumbing Tools

# Plumbing Tools


## Compression Fittings + Immersion Heaters



### Compression Fitting Nut Spanners

Quantity – Pack of 2  
Dimensions – 160(h) x 55(w) x 10(d) mm

INST2042



### Box Ring Immersion Heater Spanner

Quantity – 1  
Dimensions – 295(h) x 50(w) x 30(d) mm

INST0358



### Pro Cast Immersion Heater Spanner 86mm A/F

Quantity – 1  
Dimensions – 250(h) x 110(w) x 50(d) mm

INST0361



Additionally there is a power tool drive to make this indispensable tool even more useful!


**Just remember to have your drill set to drive not reverse.**

### 15mm & 22mm Compression Fitting Olive Puller

Quantity – 1  
Dimensions – 150(h) x 60(w) x 40(d) mm

The INST2036 works by engaging the tool in the end of the copper pipe and then winding the appropriate bush - 15mm and 22mm included - counter clockwise until it stops at the olive to be removed. The threaded bush is then screwed into the compression nut which is held captive on the pipe on the other side of the olive. Then by rotating the handle clockwise the compression fitting nut is drawn up the pipe and pulls the olive off the pipe without damaging it.

INST2036



### 22mm Compression Fitting Olive Cutter

Quantity – 1  
Dimensions – 192(h) x 55(w) x 25(d) mm

INST2031



### 15mm Compression Fitting Olive Cutter

Quantity – 1  
Dimensions – 195(h) x 55(w) x 20(d) mm

The INST2030 15mm and INST2031 22mm are designed to remove an olive from copper pipe without damage to the pipe and without producing swarf. The latest version includes replaceable, interchangeable and reversible tungsten carbide blades.

Not for use on steel olives.

INST2030

# Plumbing Tools

## Guarantees

**1** Year  
on Plumbing Tools

### Boilers, Flues + System Testing

#### 30mb Gas Test Gauge

Quantity – 1

Dimensions – 550(h) x 75(w) x 30(d) mm

The INST0257 30mb Gas Test Gauge is Made in Britain and is made from tough plastic. It is used both for testing pipework installations with air for leaks before the introduction of gas and for checking and setting correct gas pressures on domestic and commercial appliances. Extruded cover slides off and may be clipped over the base for standing the tool vertically during use. Hanging tab permits vertical hanging from suitable protrusions. Marked in millibars, the scale adjusts for zeroing the water level.



INST0257

#### Dry Test Kit 15mm x 4 Bar

Quantity – 1

Dimensions – 130(h) x 55(w) x 30(d) mm

The INST1512 Pipe Dry Testing Kit is ideal for dry testing pipe work during and after installation. It has an easy to read triple scale bar, psi and kPa and is suitable for water, air, gas and petroleum oil pipes up to 4 bar, and for testing combi systems. Can be left on test, while flooring is laid to reveal any nail damage also test hot and cold supplies separately to ensure pipes are not crossed. Fitted with a Schrader Valve and 15 mm push fit fitting for quick and easy assembly and has a rubber boot for added protection.



INST1512



#### 15mm & 22mm Pipe End Plugs

Quantity – 1 of Each

Dimensions – 65(h) x 65(w) x 20(d) mm

INST1368



#### 15m Drain Down Hose

Quantity – 1

Dimensions – 280(h) x 240(w) x 175(d) mm

INST2404



#### Mains Water Pressure Test Gauge 11 Bar x 3/4" BSP

Quantity – 1

Dimensions – 285(h) x 55(w) x 40(d) mm

INST1510



#### Flue Brushes

Quantity – Pack of 3

Dimensions – 500(h) x 120(w) x 55(d) mm

INST3014



#### 2m Spare Gas Test Gauge Hose for LPG

Quantity – 1

Dimensions – 260(h) x 40(w) x 30(d) mm

INST1731




## Guarantees

**1** Year  
on Plumbing Tools

# Plumbing Tools

## Wrenches + Spanners



### 150mm (6") Wide Jaw Adjustable Wrench 34mm Cap

Quantity – 1  
Dimensions – 165(h) x 65(w) x 15(d) mm

INST3140



### 200mm (8") Wide Jaw Adjustable Wrench 38mm Cap

Quantity – 1  
Dimensions – 210(h) x 70(w) x 10(d) mm

INST3141



### 250mm (10") Wide Jaw Adjustable Wrench 50mm Cap

Quantity – 1  
Dimensions – 290(h) x 95(w) x 20(d) mm

INST3143



### Mongoose 175mm (7") One Handed Slip Joint Pliers

Quantity – 1  
Dimensions – 180(h) x 45(w) x 20(d) mm

INST2071



### Mongoose 250mm (10") One Handed Slip Joint Pliers

Quantity – 1  
Dimensions – 245(h) x 50(w) x 20(d) mm

INST2072



### Mongoose 300mm (12") One Handed Slip Joint Pliers

Quantity – 1  
Dimensions – 300(h) x 55(w) x 20(d) mm

INST2073



### 150mm (6") Thin Jaw Adjustable Wrench

Quantity – 1  
Dimensions – 165(h) x 65(w) x 20(d) mm

INST4140



### 200mm (8") Thin Jaw Adjustable Wrench

Quantity – 1  
Dimensions – 210(h) x 70(w) x 20(d) mm

INST4141



### 6" & 8" Thin Jaw Adjustable Wrenches

Quantity – 1  
Dimensions – 210(h) x 70(w) x 40(d) mm

INST41499

# Plumbing Tools

## Guarantees

**1** Year  
on Plumbing Tools

## Roofing + Measuring



### Tape Measure (Backing Card)

Quantity – 1  
Dimensions – 150(h) x 85(w) x 35(d) mm


INST196155	5m
INST196258	8m



### Screwdriver

Quantity – 1  
Dimensions – 410(h) x 30(w) x 40(d) mm

INST1518	450mm (18") Flat Head Screwdriver
INST1517	300mm (12") No.2 Phillips Screwdriver



### Beech Sheet Lead Dresser

Quantity – 1  
Dimensions – 325(h) x 50(w) x 50(d) mm

INST0734	No2
INST0735	No3

## Toilets, Manholes + Drains



### 20ft Drain Cleaner

Quantity – 1  
Dimensions – 285(h) x 285(w) x 185(d) mm

INST3310



### D-End Manhole Lifting Keys

Quantity – 1 x Set of Keys  
Dimensions – 105(h) x 125(w) x 30(d) mm

INST1010



### Handy Plunger

Quantity – 1  
Dimensions – 320(h) x 125(w) x 90(d) mm

INST1460



### Toilet Plunger

Quantity – 1  
Dimensions – 620(h) x 125(w) x 130(d) mm

INSTM1600

INSTINCT® PRO



# Coming Soon

in

Stay up-to-date with all the latest news and product releases from Instinct Pro. Please like and subscribe to @instinctproducts on our selected social channels.



INSTINCT® PRO

## Guarantees

**1** Year  
on Monument Masters Tools

# Plumbing Tools

## Monument Masters SweatBOX®

The SweatBOX® is the ultimate plumbers soldering tray.

The SweatBOX® features a flame retardant engineering grade plastic with a patented clamp for holding different sizing of copper pipe up to 22mm or ¾".

There is a silicone strip edge to the Sweatbox ensuring heat is not conducted from the hot copper pipe to the plastic of the Sweatbox or the clients property. Adhesive rubber feet are included, helping to prevent scratches to surfaces. The sealed compartments are ideal for holding a gas bottle, separated blowtorch and all the essentials needed for soldering or sweating a joint. There's even a compartment for flux brushes.

Finish – Yellow

Dimensions – 435(h) x 330(w) x 240(d) mm



Take a closer look at the  
SweatBOX® features video



MAST20201L

## Monument Masters XV 15mm Pipe Bender Monument Masters XXII Extended 22mm Bender

The Monument Masters XV Copper Pipe Bender is a single sized pipe bender for 15mm copper pipe (0.7mm wall).

Quantity – 1

Dimensions – 470(h) x 190(w) x 65(d) mm

Less fiddly – with the integrated hook and nylon guide, the integrated hook stop won't flop from side to side and the guide(s) won't fall out

Lighter in the hand than a combi – the XV weighs 1.5kg. The Monument combi weighs more than 4kg


Less cumbersome – you are only using a bender for the size of pipe being bent

Better sight lines – as the bend is in the same plane as the arms of the bender it is easier to line up by eye

Smaller than a combi – the XV has an arm length of 40cm approx. (a combi arm length is 65cm). The XV even fits in a tool bag

**1215K** Monument Masters XV  
15mm Pipe Bender

**1322EXTENDED** Monument Masters XXII  
Extended 22mm Bender



# Pre-Packed Fittings


## Guarantees

**1** Year  
on Pre-Packed Fittings



### 12" Chrome Oval Link Chain (Stay)

Quantity – 1  
Dimensions – 340(h) x 60(w) x 2(d) mm  
**200082-INS**



### 18" Bath Ball Chain (Chrome) (S Hook CP)

Quantity – 1  
Dimensions – 458(h) x 3(w) x 3(d) mm  
**200111-INS**



### 18" Chrome Oval Link Chain (S Hooks)

Quantity – 1  
Dimensions – 470(h) x 2(w) x 6(d) mm  
**200128-INS**



### 12" Basin Ball Chain (Chrome) (Metal Stay CP)

Quantity – 1  
Dimensions – 300(h) x 2(w) x 23(d) mm  
**200147-INS**



### O Rings for Basin & Bath Plugs

Quantity – 1 (5 x Basin & 5 x Bath)  
Dimensions – 325(h) x 2(w) x 2(d) mm

**200666-INS**



### Chrome Basin Plug (Brass) (Triangle)

Quantity – 1  
Dimensions – 13(h) x 38(w) x 38(d) mm  
**200716-INS**



### Brass Bath Plug (Chrome) (Triangle)

Quantity – 1  
Dimensions – 14(h) x 43(w) x 43(d) mm  
**200739-INS**



### Basin Black Poly Plug (12" Ball Chain & Stay)

Quantity – 1  
Dimensions – 80(h) x 60(w) x 14(d) mm  
**200764-INS**



### 1 1/2" Black Poly Plug (Triangle)

Quantity – 2  
Dimensions – 15(h) x 38(w) x 38(d) mm  
**200833-INS**



### 1 3/4" Black Poly Plug (Triangle)

Quantity – 2  
Dimensions – 15(h) x 45(w) x 45(d) mm  
**200837-INS**



### 1 1/2" & 1 3/4" Black Poly Plug Kit

Quantity – 1 (1 of each Plug)  
Dimensions – 15(h) x 90(w) x 120(d) mm  
**200839-INS**



### 1 1/2" Plastic White Basin Plug

Quantity – 2  
Dimensions – 21(h) x 38(w) x 38(d) mm  
**200842-INS**



### 1 3/4" Bath White Plastic Plug

Quantity – 2  
Dimensions – 21(h) x 43(w) x 43(d) mm  
**200844-INS**



### 1 1/2" Pop Up Plug Only (Chrome)

Quantity – 1  
Dimensions – 72(h) x 40(w) x 40(d) mm  
**200867-INS**



### Tap Hole Stopper Abs (Chrome)

Quantity – 1  
Dimensions – 32(h) x 50(w) x 50(d) mm  
**201051-INS**



### Domed Chain Hole Stopper (Chrome)

Quantity – 1  
Dimensions – 41(h) x 13(w) x 13(d) mm  
**201052-INS**



## Guarantees

**1** Year  
on Pre-Packed Fittings

# Pre-Packed Fittings



### Rubber Washer (Sink Waste)

Quantity – 5  
Dimensions – 1.5(h) x 84(w) x 84(d) mm  
**201230-INS**



### Rubber Washer (Basin Waste)

Quantity – 5  
Dimensions – 1.5(h) x 60(w) x 60(d) mm  
**201231-INS**



### Rubber Washer (Bath Waste)

Quantity – 5  
Dimensions – 3(h) x 62(w) x 62(d) mm  
**201233-INS**



### Seal Kit (Basin Waste)

Quantity – 1  
Dimensions – 22(h) x 68(w) x 68(d) mm  
**201686-INS**



### Brass Basin Plug (Chrome) 12" Ball Chain & Stay

Quantity – 1  
Dimensions – 15(h) x 80(w) x 120(d) mm  
**201924-INS**



### Brass Bath Plug (Chrome) 18" Ball Chain & S Hook

Quantity – 1  
Dimensions – 16(h) x 80(w) x 120(d) mm  
**201925-INS**



### Tap Hole Stopper (White)

Quantity – 1  
Dimensions – 32(h) x 50(w) x 50(d) mm  
**202118-INS**



### Bath Black Poly Plug with 18" Ball Chain

Quantity – 1  
Dimensions – 15(h) x 60(w) x 80(d) mm  
**202255-INS**



### Contract Cistern Lever

Quantity – 1  
Dimensions – 150(h) x 34(w) x 119(d) mm  
**202298-INS**



### Seal for Clicker Waste 201753 201773

Quantity – 2  
Dimensions – 4(h) x 37(w) x 37(d) mm  
**202510-INS**



### O'Ring for Basin Mushroom Clicker Waste 201314

Quantity – 2  
Dimensions – 4(h) x 40(w) x 40(d) mm  
**202515-INS**



### Rubber MT Cock Washer

Quantity – 5  
Dimensions – 2(h) x 13(w) x 13(d) mm  
**303396-INS**



### Rubber Pump Gaskets

Quantity – 2  
Dimensions – 3(h) x 43(w) x 43(d) mm  
**305431-INS**



### Cone Washer for Bottom Entry Float Valve Pre Pack

Quantity – 2  
Dimensions – 6(h) x 38(w) x 38(d) mm  
**306290-INS**



### Torbeck Valve Washers

Quantity – 1  
Dimensions – 17(h) x 30(w) x 30(d) mm  
**306492-INS**




### Part 2 Ball Valve Washer

Quantity – 5  
Dimensions – 6(h) x 32(w) x 32(d) mm  
**306730-INS**

# Pre-Packed Fittings

## Guarantees

**1** Year  
on Pre-Packed Fittings



### 1/2" Plastic Piston Pack

Quantity – 2  
Dimensions – 32(h) x 16(w) x 16(d) mm

306810-INS



### 1/2" HP Plastic Seat

Quantity – 5  
Dimensions – 16(h) x 22(w) x 22(d) mm

306816-INS



### 1/2" Red Fibre Seating Washer for Float Valve

Quantity – 5  
Dimensions – 1.5(h) x 22(w) x 22(d) mm

306832-INS



### 1/2" Part 1 Cotter Pin

Quantity – 5  
Dimensions – 34(h) x 7(w) x 3(d) mm

306850-INS



### 5/8" Flat Tap Washer

Quantity – 2  
Dimensions – 5(h) x 22(w) x 22(d) mm

306880-INS



### Dome Tap Washers

Quantity – 2  
Dimensions –  
7(h) x 17(w) x 17(d) mm (306882-INS)  
10(h) x 23(w) x 23(d) mm (306884-INS)

306882-INS 1/2"

306884-INS 3/4"



### Delta Tap Washers

Quantity – 5  
Dimensions –  
5(h) x 16(w) x 16(d) mm (306886-INS)  
5(h) x 18(w) x 18(d) mm (306888-INS)

306886-INS 1/2"

306888-INS 3/4"



### Pillar Tap Washer

Quantity – 10  
Dimensions – 1.5(h) x 44(w) x 44(d) mm

306924-INS

### Vacca Washer Flat

Quantity – 10  
Dimensions –  
5(h) x 16(w) x 16(d) mm (306940-INS)  
5(h) x 19(w) x 19(d) mm (306942-INS)  
5(h) x 22(w) x 22(d) mm (306944-INS)  
5(h) x 25(w) x 25(d) mm (306946-INS)

306940-INS 3/8"

306942-INS 1/2"

306944-INS 5/8"

306946-INS 3/4"



### Pegler Washer Flat

Quantity – 5  
Dimensions –  
4(h) x 16(w) x 16(d) mm (306950-INS)  
4(h) x 18(w) x 18(d) mm (306952-INS)

306950-INS 1/2"

306952-INS 3/4"



### Straight Boiler Filling Loop

Quantity – 1  
Dimensions – 500(h) x 39(w) x 24(d) mm

307413-INS



### 1/2" Directional Air Vent (Chrome) & 1/2" Plug Kit

Quantity – 1 of Each  
Dimensions – 19(h) x 24(w) x 24(d) mm

313580-INS



### Alloy Radiator Key

Quantity – 2  
Dimensions – 30(h) x 34(w) x 9(d) mm

313704-INS



### Brass Radiator Key

Quantity – 2  
Dimensions – 23(h) x 27(w) x 9(d) mm

313708-INS



### Brass Clock Radiator Key

Quantity – 1  
Dimensions – 34(h) x 39(w) x 9(d) mm

313713-INS

## Guarantees

**1** Year  
on Pre-Packed Fittings

# Pre-Packed Fittings



### 15mm (Chrome) Snappit Cover 200mm

Quantity – 10  
Dimensions – 30(h) x 15(w) x 19(d) mm


**317274-INS**



### Chrome Pipe Covers & Floor Plate

Quantity – 2 of Each  
Dimensions – Please request

**317290-INS**



### Flexible Tap Connector (Iso Valve – 30cm)


Quantity – 2  
Dimensions –  
315(h) x 26(w) x 26(d) mm (324652-INS)  
318(h) x 35(w) x 35(d) mm (324656-INS)

**324652-INS** 15mm x 1/2"  
**324656-INS** 22mm x 3/4"



### 15mm Pushfit x 1/2" Flexible Tap – 30cm

Quantity – 2  
Dimensions – 302(h) x 28(w) x 28(d) mm  
**324705-INS**



### Brass Olives

Quantity –  
5 (324015-INS, 324019-INS, 324024-INS, 324032-INS, 324037-INS)  
10 (324028-INS)  
Dimensions –  
6(h) x 10(w) x 10(d) mm (324015-INS)  
6(h) x 12(w) x 12(d) mm (324019-INS)  
6(h) x 14(w) x 14(d) mm (324024-INS)  
6(h) x 17(w) x 17(d) mm (324028-INS)  
7(h) x 24(w) x 24(d) mm (324032-INS)  
8(h) x 30(w) x 30(d) mm (324037-INS)

<b>324015-INS</b>	8mm
<b>324019-INS</b>	10mm
<b>324024-INS</b>	12mm
<b>324028-INS</b>	15mm
<b>324032-INS</b>	22mm
<b>324037-INS</b>	28mm




### 15mm Flexible Tap Connector – 30cm

Quantity – 2  
Dimensions – 327(h) x 26(w) x 26(d) mm  
**324665-INS**



### 15mm Pushfit x 3/4" Flexible Tap – 30cm

Quantity – 2  
Dimensions – 300(h) x 36(w) x 36(d) mm  
**324714-INS**



### Copper Olives

Quantity –  
5 (324122-INS, 324154-INS)  
10 (324118-INS, 324122-INS10)  
Dimensions –  
6(h) x 17(w) x 17(d) mm (324118-INS)  
7(h) x 24(w) x 24(d) mm (324122-INS)  
7(h) x 24(w) x 24(d) mm (324122-INS10)  
6(h) x 24(w) x 24(d) mm (324154-INS)

<b>324118-INS</b>	15mm
<b>324122-INS</b>	22mm
<b>324122-INS10</b>	22mm
<b>324154-INS</b>	3/4"



### 15mm x 10mm Flexible Tap Connector – 30cm

Quantity – 2  
Dimensions – 400(h) x 75(w) x 24(d) mm  
**324675-INS**



### 15mm Pushfit Flexible Connector – 30cm

Quantity – 2  
Dimensions – 340(h) x 28(w) x 28(d) mm  
**324740-INS**



### Flexible Tap Connector

Quantity –  
1 (324636-INS)  
2 (324634-INS, 324643-INS, 324645-INS)  
Dimensions –  
317(h) x 26(w) x 26(d) mm (324634-INS)  
516(h) x 25(w) x 25(d) mm (324636-INS)  
315(h) x 29(w) x 29(d) mm (324643-INS)  
323(h) x 29(w) x 29(d) mm (324645-INS)

<b>324634-INS</b>	15mm x 1/2" Flexible Tap Connector – 30cm
<b>324636-INS</b>	15mm x 1/2" Flexible Tap Connector – 50cm
<b>324643-INS</b>	15mm x 3/4" Flexible Tap Connector – 30cm
<b>324645-INS</b>	22mm x 3/4" Flexible Tap Connector – 30cm



### 15mm x 12mm Flexible Tap Connector – 30cm

Quantity – 2  
Dimensions – 400(h) x 75(w) x 24(d) mm  
**324679-INS**



### 15mm Pushfit x 1/2" Flexible Tap Connector (Iso Valve – 30cm)

Quantity – 2  
Dimensions – 130(h) x 42(w) x 32(d) mm  
**324720-INS**

# Pre-Packed Fittings

## Guarantees

**1** Year  
on Pre-Packed Fittings



### 1/2" Flexible Tap Fibre Washer

Quantity – 2  
Dimensions – 2(h) x 20(w) x 20(d) mm

**324790-INS**



### 3/4" Flexible Tap Rubber Washer

Quantity – 2  
Dimensions – 2(h) x 24(w) x 24(d) mm

**324795-INS**



### 1/2" BS5412 Brass Headwork (Pair)

Quantity – 1  
Dimensions – 150(h) x 150(w) x 24(d) mm

**330135-INS**



### 1/2" Ceramic Disc Headwork (Pair)

Quantity – 1  
Dimensions – 150(h) x 150(w) x 24(d) mm

**330180-INS**




### Tap Washers

Quantity – 4  
Dimensions –  
4(h) x 16(w) x 16(d) mm (330910-INS)  
5(h) x 19(w) x 19(d) mm (330915-INS)  
5(h) x 25(w) x 25(d) mm (330920-INS)

**330910-INS** 3/8"

**330915-INS** 1/2"

**330920-INS** 3/4"



### Universal Top Hat Washer 1/2" & 3/4"

Quantity – 1  
Dimensions – 12(h) x 50(w) x 50(d) mm

**330950-INS**



### Conical Trap Washers

Quantity – 5  
Dimensions –  
8(h) x 44(w) x 44(d) mm (344260-INS)  
10(h) x 49(w) x 49(d) mm (340297-INS)

**344260-INS** 1. 1/4"

**340297-INS** 1. 1/2"



### Flat Trap Washers

Quantity – 5  
Dimensions –  
2(h) x 39(w) x 39(d) mm (344215-INS)  
2(h) x 42(w) x 42(d) mm (344255-INS)

**344215-INS** 1. 1/4"

**344255-INS** 1. 1/2"



### Cistern Overflow Stopper (Chrome)

Quantity – 1  
Dimensions – 40(h) x 37(w) x 34(d) mm

**344325-INS**



### Bottom Entry Overflow Pipe Angled

Quantity – 1  
Dimensions – 277(h) x 42(w) x 42(d) mm

**344330-INS**



### 1 1/2" Flush Pipe Sealing Ring

Quantity – 3  
Dimensions – 9(h) x 47(w) x 47(d) mm

**344335-INS**



### Shower Hose Washers

Quantity – 5  
Dimensions – 2(h) x 18(w) x 18(d) mm

**344405-INS**



### 1/2" Diaphragm Washer for Siamp

Quantity – 1  
Dimensions – 15(h) x 27(w) x 27(d) mm

**345365-INS**



### Plastic Internal Flush Cone

Quantity – 1  
Dimensions – 27(h) x 70(w) x 70(d) mm

**345400-INS**



### Universal Flush Pipe Connector External

Quantity – 1  
Dimensions – 55(h) x 73(w) x 73(d) mm

**345405-INS**



### Rubber Internal Flush Cone

Quantity – 1  
Dimensions – 26(h) x 53(w) x 59(d) mm

**345410-INS**



## Guarantees

**1** Year  
on Pre-Packed Fittings


# Pre-Packed Fittings



### 1 1/2" Compression Syphon Nut

Quantity – 1  
Dimensions – 17(h) x 57(w) x 57(d) mm

345420-INS



### Oblong Syphon Washer

Quantity – 5  
Dimensions – 1(h) x 86(w) x 86(d) mm

345430-INS



### Round Syphon Washer

Quantity – 5  
Dimensions –  
1(h) x 114(w) x 114(d) mm (345433-INS)  
1(h) x 127(w) x 124(d) mm (345435-INS)

345433-INS 4.1/2"

345435-INS 5"



### Syphon Bolt Kit Long & Washer

Quantity – 1  
Dimensions – Please request

345505-INS



### Toilet Pan Screw Set

Quantity – 1  
Dimensions – 120(h) x 180(w) x 31(d) mm


345550-INS



### Sanitary Fixing Kit 10 x 120

Quantity – 1  
Dimensions – 120(h) x 180(w) x 31(d) mm

345560-INS



### Brass Adjustable Cistern Lift Arm

Quantity – 1  
Dimensions – 102(h) x 29(w) x 15(d) mm

345605-INS



### Plastic Adjustable Cistern Lift Arm

Quantity – 1  
Dimensions – 106(h) x 16(w) x 18(d) mm

345610-INS



### Cistern Handle Ceramic (Chrome)

Quantity – 1  
Dimensions – 160(h) x 108(w) x 40(d) mm

345617-INS



### Metal Cistern Lever Kit (Chrome)

Quantity – 1  
Dimensions – 150(h) x 170(w) x 37(d) mm

345620-INS



### Chrome Lever Kit 160mm Spindle

Quantity – 1  
Dimensions – 150(h) x 250(w) x 41(d) mm

345630-INS



### E Type Finger Tip Front Cistern Lever

Quantity – 1  
Dimensions – 180(h) x 150(w) x 40(d) mm


345635-INS



### Small Cistern C Link

Quantity – 2  
Dimensions – 60(h) x 20(w) x 3(d) mm

345650-INS



### Large Cistern C Link

Quantity – 2  
Dimensions – 110(h) x 20(w) x 3(d) mm

345660-INS



### C Link Pack (Small and Large Bag)

Quantity – 1 of Each  
Dimensions – 180(h) x 105(w) x 3(d) mm

345670-INS



### Set of Toilet Seat Hinges (Black)


Quantity – 1  
Dimensions – 320(h) x 80(w) x 31(d) mm

345700-INS

# Pre-Packed Fittings

## Guarantees

**1** Year  
on Pre-Packed Fittings



### Set of Toilet Seat Hinges (White)

Quantity – 1  
Dimensions – 320(h) x 80(w) x 31(d) mm

**345705-INS**



### Close Couple Cistern Kit

Quantity – 1  
Dimensions – 240(h) x 150(w) x 22(d) mm

**345750-INS**



### Donut Washer

Quantity – 1  
Dimensions – 20(h) x 100(w) x 100(d) mm

**345805-INS**



### Brass Cap

Quantity – 2  
Dimensions –  
13(h) x 26(w) x 26(d) mm (348616-INS)  
14(h) x 32(w) x 32(d) mm (348620-INS)

**348616-INS** 1/2"

**348620-INS** 3/4"



### Brass Backnut Heavy

Quantity – 2  
Dimensions –  
11(h) x 38(w) x 38(d) mm (348910-INS)  
11(h) x 44(w) x 44(d) mm (348917-INS)

**348910-INS** 1/2"

**348917-INS** 3/4"



### Blanking Nut and Washer

Quantity – 1  
Dimensions –  
120(h) x 88(w) x 14(d) mm (348985-INS)  
120(h) x 88(w) x 14(d) mm (348987-INS)

**348985-INS** 1/2"

**348987-INS** 3/4"



### 3' 6" Micropoint Hose

Quantity – 1  
Dimensions – 1066(h) x 36(w) x 25(d) mm

**352020-INS**



### 1/2" Micropoint Socket Straight

Quantity – 1  
Dimensions – 35(h) x 25(w) x 25(d) mm

**352070-INS**



### 4' Bayonet Cooker Hose

Quantity – 1  
Dimensions – 1122(h) x 34(w) x 34(d) mm

**352121-INS**



### 1/2" Bayonet Socket (Angled)

Quantity – 1  
Dimensions – 35(h) x 25(w) x 25(d) mm

**352144-INS**



### 1/8" Test Nipples

Quantity – 1  
Dimensions – 16(h) x 10(w) x 10(d) mm

**352505-INS**



### Cooker Safety Chain – 1m

Quantity – 1  
Dimensions – 100(h) x 1120(w) x 4(d) mm

**352600-INS**



### Cooker Rest Chain – 16" (BS6172 Kit)

Quantity – 1  
Dimensions – 120(h) x 80(w) x 15(d) mm

**352615-INS**



### Meter Box Key

Quantity – 1  
Dimensions – 53(h) x 40(w) x 14(d) mm

**352655-INS**

### Hose Clips

Quantity – 2  
Dimensions –  
12(h) x 33(w) x 23(d) mm (390620-INS)  
15(h) x 36(w) x 28(d) mm (390622-INS)  
15(h) x 39(w) x 31(d) mm (390624-INS)  
15(h) x 49(w) x 40(d) mm (390626-INS)

**390620-INS** Size 00 14mm-20mm

**390622-INS** Size 0 16mm-22mm

**390624-INS** Size 0X 18mm-25mm

**390626-INS** Size 1 25mm-35mm



## Guarantees

**1** Year  
on Pre-Packed Fittings

# Pre-Packed Fittings



### Copper Saddle Clips

Quantity – 2  
Dimensions –  
10(h) x 41(w) x 16(d) mm (390710-INS)  
10(h) x 49(w) x 24(d) mm (390715-INS)

<b>390710-INS</b>	15mm
<b>390715-INS</b>	22mm



### Washing Machine Hose (Red)

Quantity – 1  
Dimensions –  
1500(h) x 32(w) x 32(d) mm (392442-INS)  
2500(h) x 32(w) x 32(d) mm (392451-INS)

<b>392442-INS</b>	1.5mm
<b>392451-INS</b>	2.5mm



### Washing Machine Hose (Blue)

Quantity – 1  
Dimensions –  
1500(h) x 32(w) x 32(d) mm (392446-INS)  
2500(h) x 32(w) x 32(d) mm (392455-INS)

<b>392446-INS</b>	1.5mm
<b>392455-INS</b>	2.5mm



### 2.5m Outlet Hose

Quantity – 1  
Dimensions – 2500(h) x 34(w) x 34(d) mm

**392475-INS**



### Washing Machine Y Piece

Quantity – 1  
Dimensions – 80(h) x 69(w) x 32(d) mm

**392490-INS**



### Washing Machine Hose Washer

Quantity – 5  
Dimensions – 2(h) x 24(w) x 24(d) mm

**392495-INS**



### Plumbing Out Kit

Quantity – 1  
Dimensions – Please request

**392528-INS**



### 17mm Washing Machine Outlet Hose Joiner

Quantity – 1  
Dimensions – 67(h) x 28(w) x 28(d) mm


**392530-INS**



### Fibre Cap & Lining Washer

Quantity – 10  
Dimensions –  
1.5(h) x 19(w) x 19(d) mm (394005-INS)  
1.5(h) x 24(w) x 24(d) mm (394010-INS)


<b>394005-INS</b>	1/2"
<b>394010-INS</b>	3/4"



### Plastic Washers

Quantity –  
10 (394030-INS, 394035-INS)  
5 (394040-INS)  
Dimensions –  
1.5(h) x 38(w) x 38(d) mm (394030-INS)  
1.5(h) x 44(w) x 44(d) mm (394035-INS)  
1.5(h) x 59(w) x 59(d) mm (394040-INS)

<b>394030-INS</b>	1/2"
<b>394035-INS</b>	3/4"
<b>394040-INS</b>	1"



### 1 1/4" Plastic Sink Washer

Quantity – 5  
Dimensions – 1.5(h) x 57(w) x 57(d) mm

**394045-INS**



### 1 1/2" Plastic Washer

Quantity – 2  
Dimensions – 1.5(h) x 86(w) x 86(d) mm

**394050-INS**



### PTFE Tape 12mm x 12m Reel (WRAS)

Quantity – 1  
Dimensions – 20(h) x 57(w) x 57(d) mm

**INST61427T**



### PTFE Tape 12mm x 5m Reel (Gas)

Quantity – 1  
Dimensions – 20(h) x 57(w) x 57(d) mm

**UW61425**

# Bathroom Collection

**Coming soon, discover our  
extensive range of professional  
and consumer bathroom products.**

Quality bathroom products at trade prices

Everything you'll need to create your bathroom

From traditional to contemporary, for every budget

**INSTINCT® | PRO**

**Bathroom Collection**  
Autumn 2023

**Launch  
Summer  
2023**



[www.instinctproducts.co.uk](http://www.instinctproducts.co.uk)



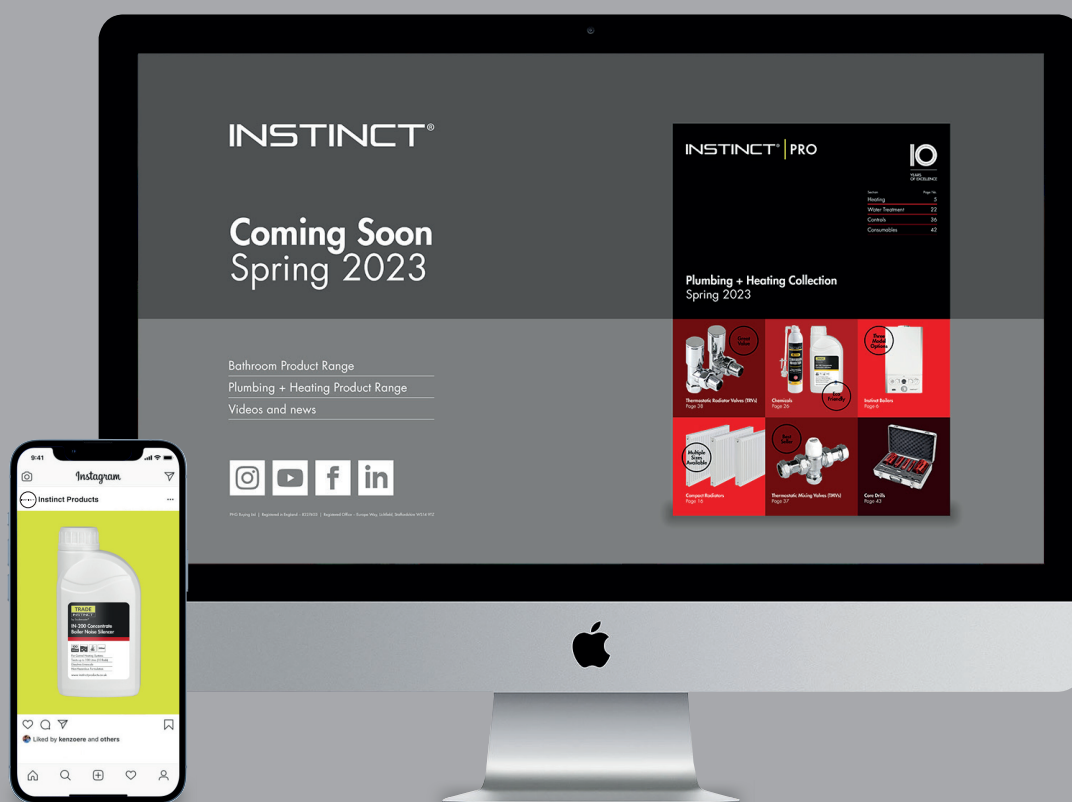
# Plumbing + Heating Collection Online

**Coming soon, discover our extensive range  
of bathroom, plumbing + heating products.**

Easy to navigate

Product specification + technical information

Where to buy, videos and news



[www.instinctproducts.co.uk](http://www.instinctproducts.co.uk)

INSTINCT<sup>®</sup> | PRO